



## SAS VISUAL ANALYTICS WEB SDK

---

Carl-Olow Magnusson  
Nordic Senior Visualization Advisor



# Agenda

- Introduction to SAS Visual Analytics SDK
- How it works
- Demo
- Q&A

# Introduction to SAS Visual Analytics SDK





## Collaboration and Information Sharing

- AppStore
- Google Play
- Mobile SDK



Mobile Apps



Web

- VA Viewer Mode
- URL's
- SAS VA SDK

- PowerPoint
- Excel
- Word



Desktop Applications



Collaboration Applications



- Outlook
- Teams (2021)

# What is SAS Visual Analytics SDK?

Released Q3 2019

**SAS Visual Analytics SDK** is a collection of JavaScript libraries that web developers can use to embed SAS Visual Analytics content within custom web pages and web apps. The SDK provides a framework that enables you to:

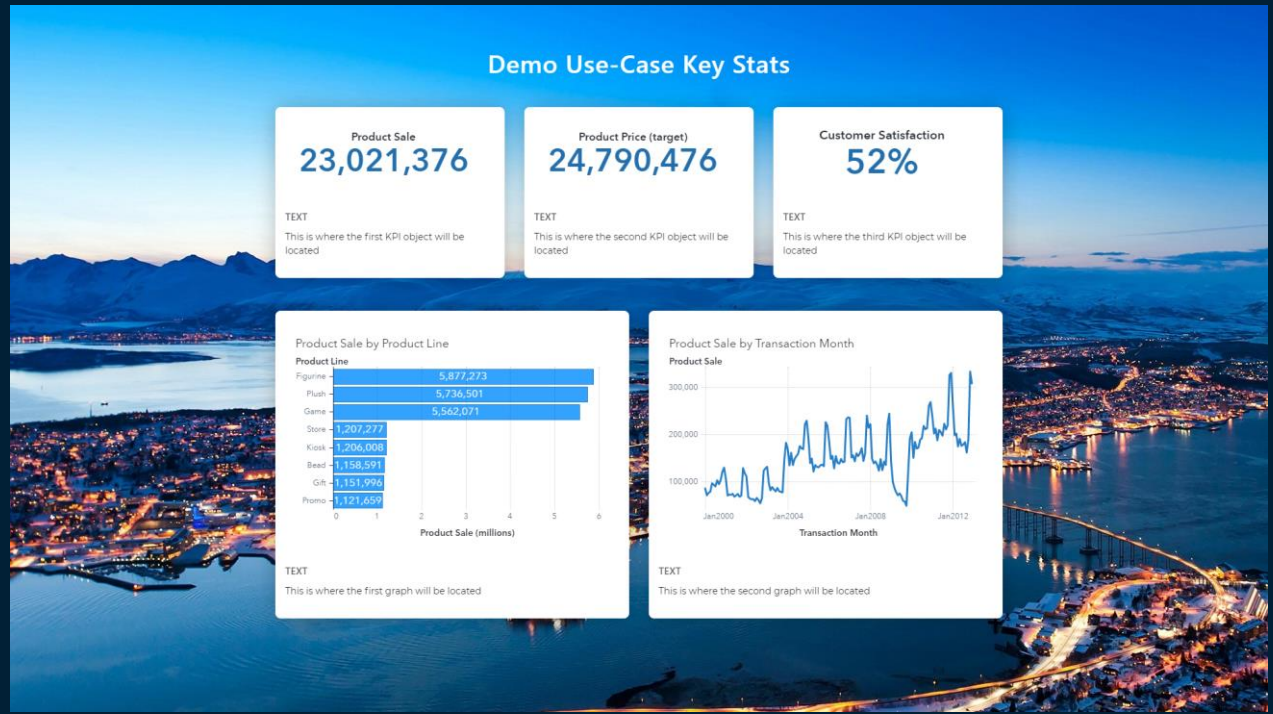
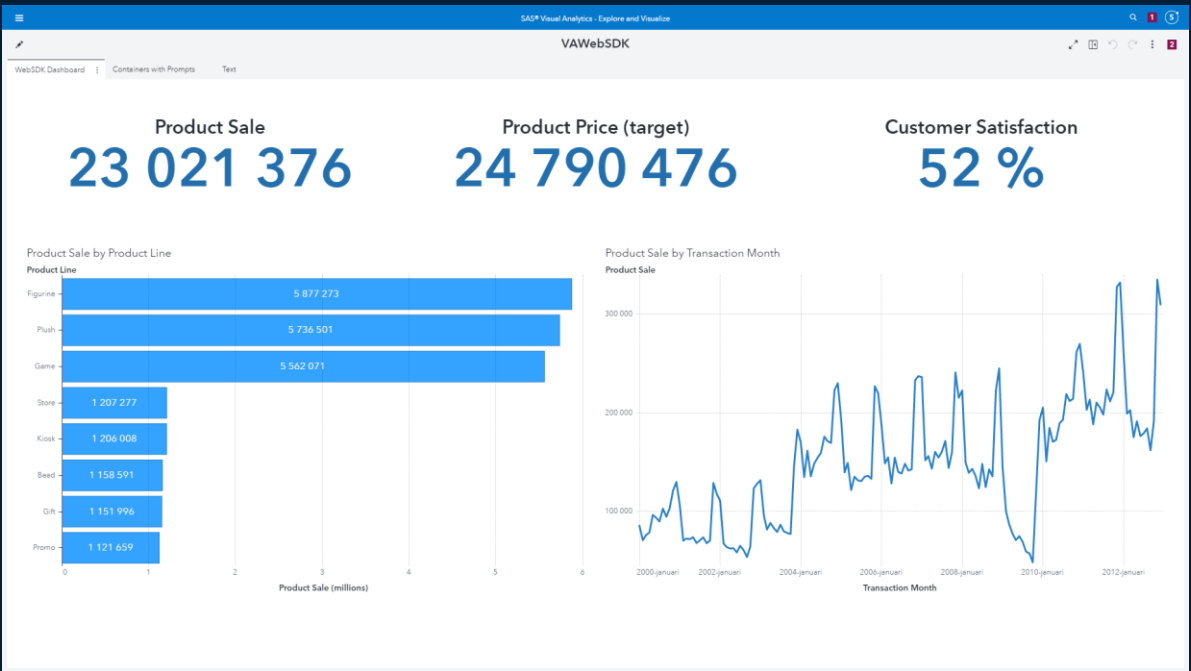
- embed entire reports or individual graph objects from SAS Visual Analytics reports
- embed graph objects from multiple SAS Visual Analytics reports
- provide actions between multiple SAS Visual Analytics graph objects and HTML objects in your web page or web app
- share data between SAS Visual Analytics graph objects and HTML objects in your web page or web app

<https://support.sas.com/software/products/visual-analytics-sdk/>

# SAS Visual Analytics SDK

## How it works





# What is SAS Visual Analytics SDK?

```
<!DOCTYPE html>
<html lang="sv">
  <head>
    <!-- Required meta tags -->
    <meta
      name="viewport"
      content="width=device-width, initial-scale=1, shrink-to-fit=no"
    />

    <title>Demo VAWebSDK</title>
    <script async src="https://unpkg.com/@sassoftware/va-report-components@0.3/dist/umd/va-report-components.js"></script>
```

Current version is 0.11

This is what you need to get started

Please note: These components can be downloaded and installed on your own web server

## To get started with SAS VA SDK

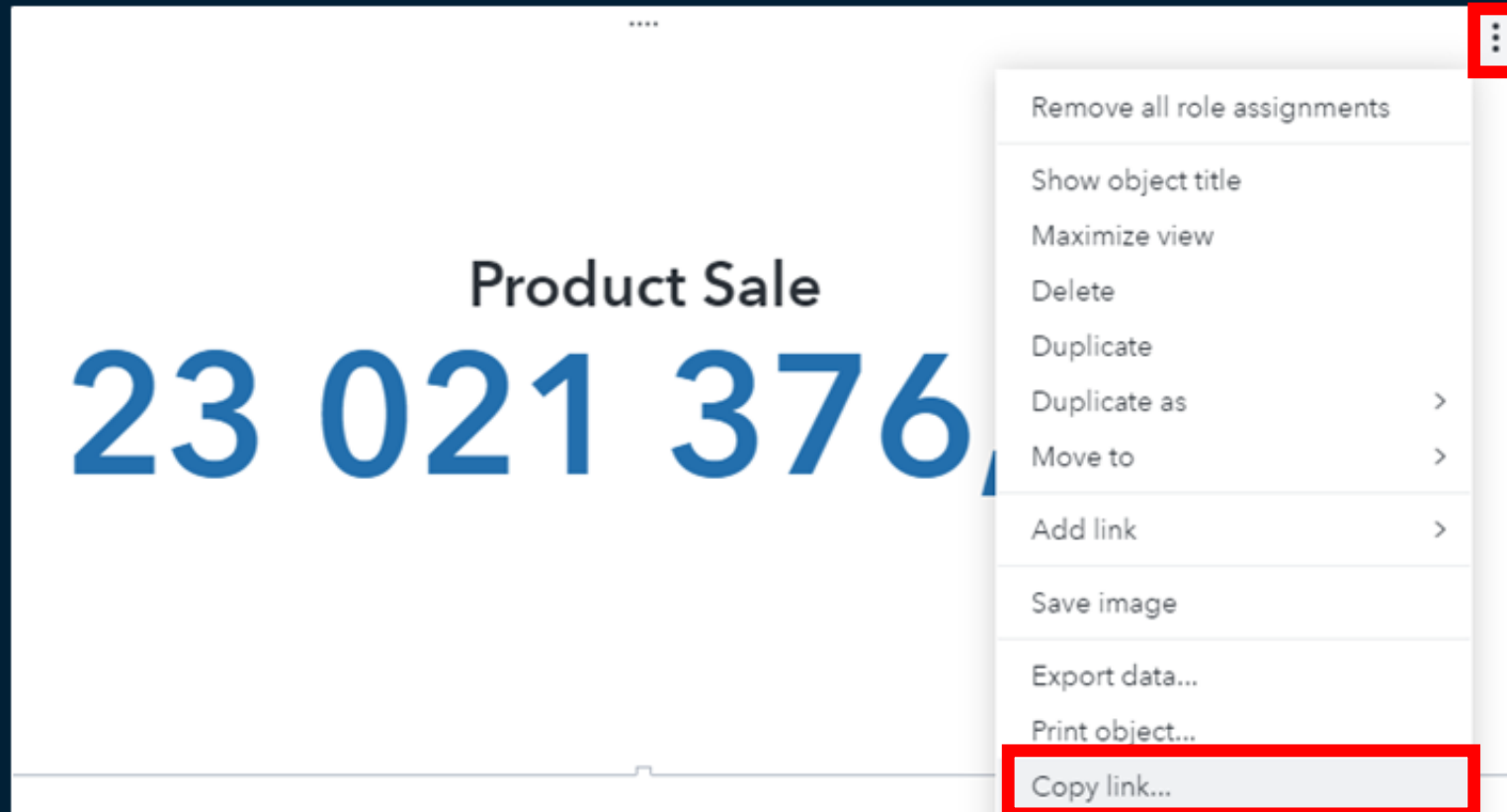
<https://developer.sas.com/sdk/va/docs/getting-started/>

<https://github.com/sassoftware/visual-analytics-sdk/tree/master/examples>



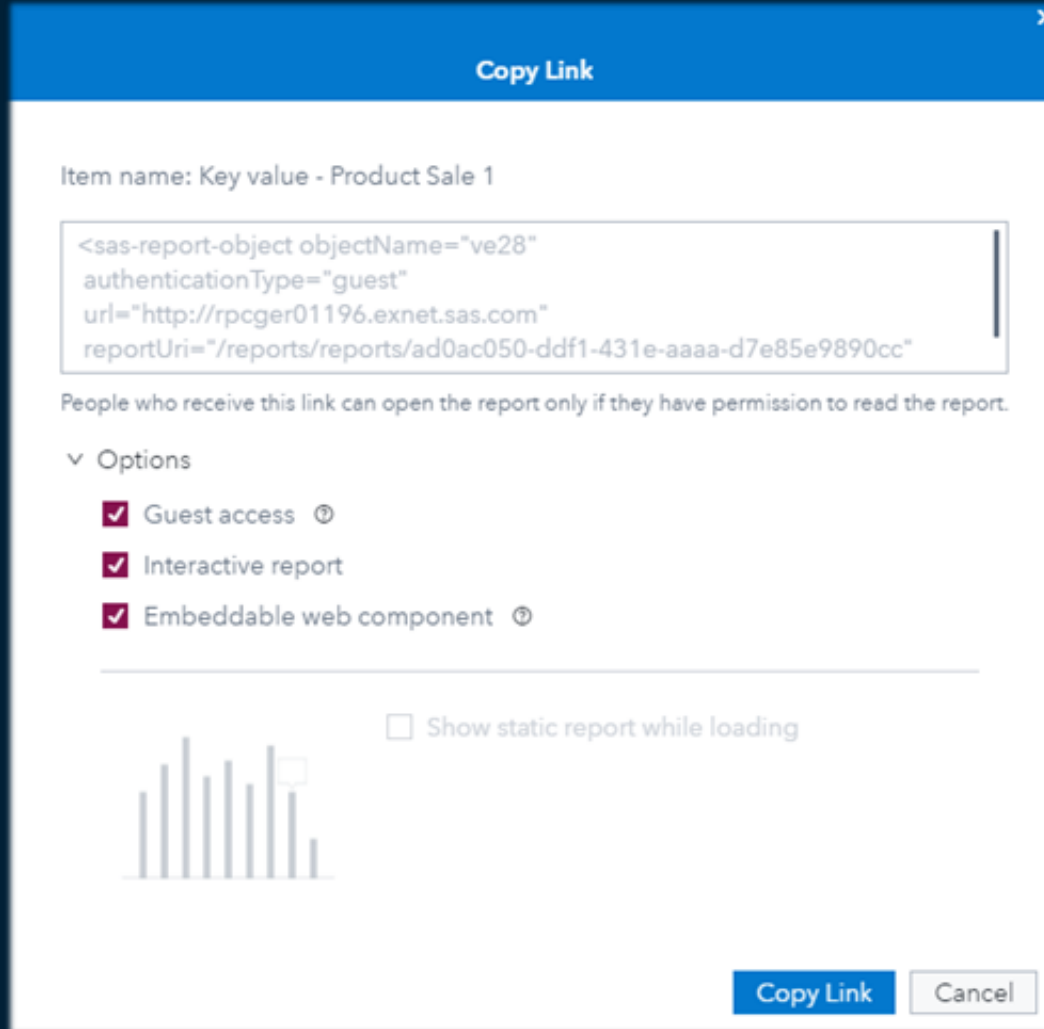
# What is SAS Visual Analytics SDK?

Either you can select an entire report, report page or a specific report object to embed it into your HTML file... “Snowman menu” → “Copy link...”



# What is SAS Visual Analytics SDK?

## Copy Link dialogue



Copy Link

Item name: Key value - Product Sale 1


```
<sas-report-object objectName="ve28"
authenticationType="guest"
url="http://rpcger01196.exnet.sas.com"
reportUri="/reports/reports/ad0ac050-ddf1-431e-aaaa-d7e85e9890cc"
```

People who receive this link can open the report only if they have permission to read the report.

Options

- Guest access ⓘ
- Interactive report
- Embeddable web component ⓘ

Show static report while loading



Copy Link Cancel

**Guest access:** No login required; guest users can view content. (Guest access needs to be configured and set on both data and content)

**Interactive report:** If selected, object interaction will be active and shown as a VA object. Un-selected, no interactions and VA object will be shown as a SVG picture

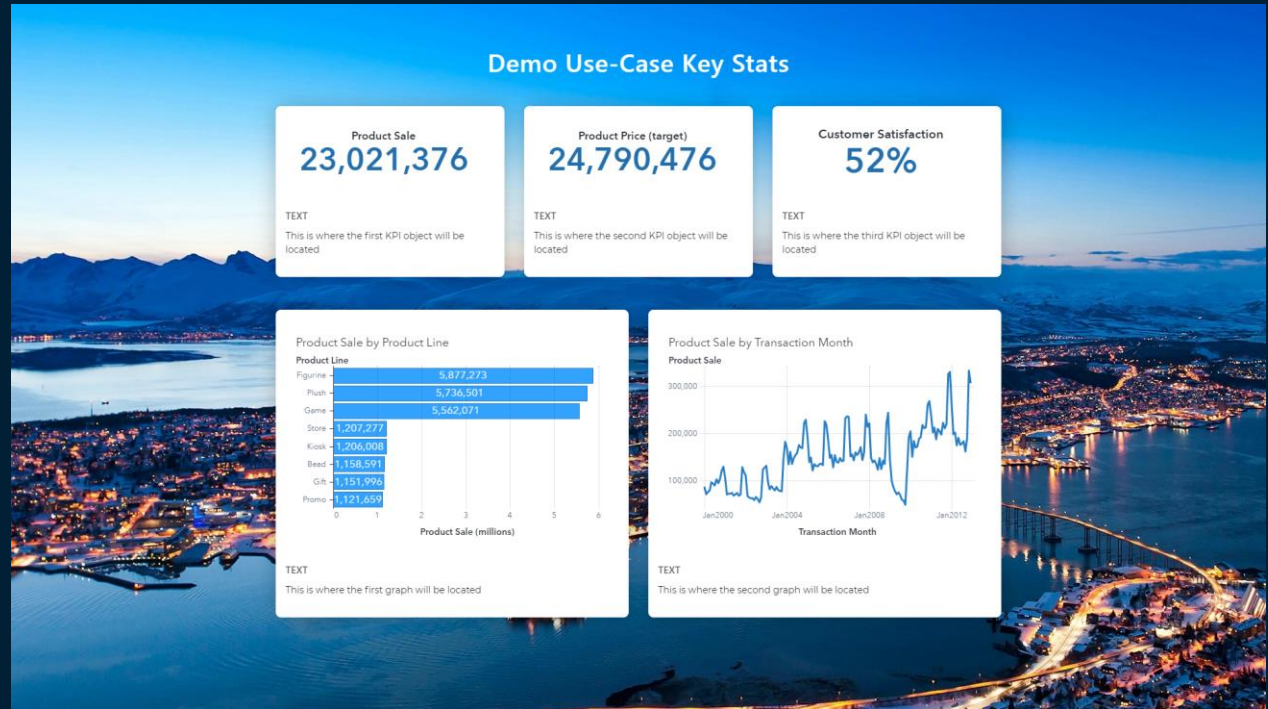
**Embeddable web component:** If selected, link is ready and valid for SAS VA SDK (if you run 8.4, you need to add “sas-report-object” tags in your HTML file)

# SAS Visual Analytics SDK vs iFrame?

- VA Web SDK is a SAS framework, iFrame is a HTML technology
- VA Web SDK is built to embed VA content
  - Better interaction control between single VA objects
- iFrame works great if you plan to embed entire reports/pages
- Some organization may not allow iFrame (security reasons)

# SAS VA Web SDK

DEMO

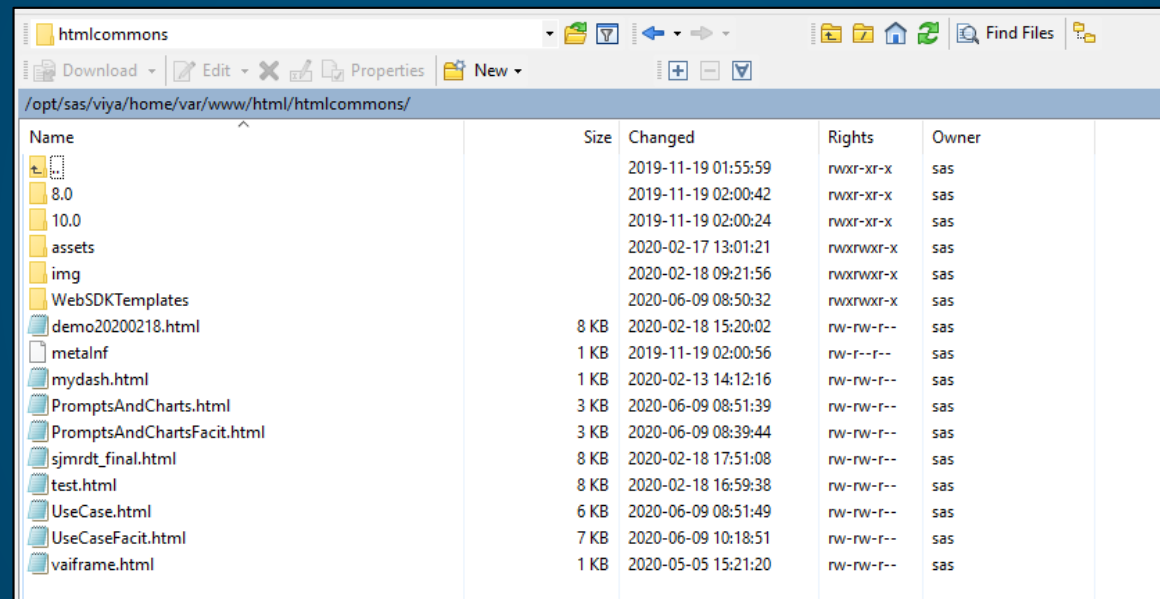


# Q & A

# Where are my HTML files located?

With SAS Viya comes a web server as well 😊

`/opt/sas/viya/home/var/www/html/htmlcommons`



Name	Size	Changed	Rights	Owner
8.0		2019-11-19 01:55:59	rwxr-xr-x	sas
10.0		2019-11-19 02:00:42	rwxr-xr-x	sas
assets		2020-02-17 13:01:21	rwxrwxr-x	sas
img		2020-02-18 09:21:56	rwxrwxr-x	sas
WebSDKTemplates		2020-06-09 08:50:32	rwxrwxr-x	sas
demo20200218.html	8 KB	2020-02-18 15:20:02	rw-rw-r--	sas
metalnf	1 KB	2019-11-19 02:00:56	rw-r--r--	sas
mydash.html	1 KB	2020-02-13 14:12:16	rw-rw-r--	sas
PromptsAndCharts.html	3 KB	2020-06-09 08:51:39	rw-rw-r--	sas
PromptsAndChartsFacit.html	3 KB	2020-06-09 08:39:44	rw-rw-r--	sas
sjmrdt_final.html	8 KB	2020-02-18 17:51:08	rw-rw-r--	sas
test.html	8 KB	2020-02-18 16:59:38	rw-rw-r--	sas
UseCase.html	6 KB	2020-06-09 08:51:49	rw-rw-r--	sas
UseCaseFacit.html	7 KB	2020-06-09 10:18:51	rw-rw-r--	sas
vaiframe.html	1 KB	2020-05-05 15:21:20	rw-rw-r--	sas

URL Example: `http://yourserver.com/htmlcommons/UseCase.html`