

# Welcome to FANS Network Meeting: Analytics 8. October

[Pia Skare Rønnevik](#)

## Agenda 8. Oktober

### 14.00 - 14.10: Velkommen og info FANS, Academic og Education

### 14.10 - 14.40: Bruk av tekstanalyse på journaldata for å automatisere arbeidsprosesser

Helse Nord har arbeidet målrettet for å benytte teknologi til å automatisere arbeidsprosesser og bli mer datadrevet. I tett samarbeid mellom IT og klinisk personell har Helse Nord utviklet en løsning med høy treffsikkerhet og som brukerne stoler på. Løsningen er i produksjon i hele regionen og brukes aktivt av klinikere til rapportering og forebygging av pasientskader.

*Presentasjonen holdes av Ellen Blakstad, prosjektansvarlig Datavarehus Helse Nord.*

### 14.50 - 15.20: Detection of spam in text

Text Classification has variety of use cases from content tagging, filtering out spam, identifying fake news, and more. In this presentation, I will introduce text classification and demonstrate how it can be done.

*Presentasjonen holdes av Ina Conrado, SAS Institute. (in English)*

### 15.30 - 16.00: Få modellene ut i produksjon mens de er relevante

Modeller for kunstig intelligens og maskinlæring utviklet i Python, R eller andre språk må ut fra det analytiske miljøet ut i produksjonsmiljø for å utnytte modellen i automatiserte prosesser, og så nært som mulig fra den er trent opp med relevante data. Vi vil demonstrere teknikker og verktøy som automatiserer prosessen i stor grad og ikke minst hvordan bruke massiv datakraft til å tune modellene ofte og raskt nok. Og dermed sikre at modellene kan gjøres tilgjengelig mens de er relevante.

*Presentasjonen holdes av Lars Arne Skår, SAS Institute.*

### 16.10 - 16.50: Forecasting i Model Studio

En demo som viser hvordan man bruker pipelines (visuelt brukergrensesnitt) for å lage forecasts. Vi vil også se på data hierarkier, overstyringer og beste praksis knyttet til valg av prognosemodell.

*Presentasjonen holdes av Pia Skare Rønnevik, SAS Institute.*

### 16.50 - 17.00: Hva ønsker dere at skal bli presentert på neste nettverksmøte?

# FANS Activities

[sas.com/fans](https://sas.com/fans)

- Network Meetings:
  - Visual Analytics
  - Analytics
  - Programming
  - Platform
  - Customer Intelligence
  - Cross Topics
- SAS Platform Overview
- SAS Day
- Meet the expert
- SAS Global Forum (US)
- Analytics Experience (Europe)
- SAS Forum (local or Nordic)
- Webinars (Nordic series)
- SAS Community for Nordic SAS Users
- Nordic SAS User Newsletter
- Hackathon (Partners)
- Christmas Tip (Advent calendar in the SAS Community)

# FANS Network Meetings & Platform Overview

Norway - Virtual

- 9/9 FANS | Visual Analytics Teams 14-17
- 10/9 FANS | Programming Teams 14-17
- 17/9 FANS | Customer Intelligence Teams 9-11
- 24/9 SAS | Platform Overview Teams 14-17
- 7/10 FANS | Platform Teams 14-17
- 8/10 FANS | Analytics Teams 14-17
- 22/10 FANS | Cross Topics Teams 14-17

# FANS board Norway

2019-2020

- Chairman of the board:
  - Nils Erik Fossum, Posten Norge
- Members of the board:
  - Viggo Skar, Oslo universitetssykehus
  - Hans de Wit, Telenor Norge
  - Anne Wingo, EnterCard
- Deputy:
  - Tore Borge, Storebrand
- Representatives from SAS Institute:
  - Pia Rønnevik (alt. Petter Dybvig/Vegard Hansen)
- Operating partner, SAS Institute:
  - Bettina Stibolt
  - Kaja Emilie Stræte

[www.sas.com/fans](http://www.sas.com/fans)

# Ask the Expert: SAS User Webinars

*Watch live or on-demand*

- 27/8: What Are the Top 10 Tips for SAS® Viya® Administrators?
- 1/9: How Do I Prepare My SAS® Visual Analytics Deployment on SAS® 9 for Adobe Flash End of Life?
- 10/9: How Do You Use Events to Improve Your Forecasts in SAS® Viya® Visual Forecasting?
- 22/9: What Are 10 Ways to Make My SAS® Code Run More Efficiently?

[Link to Ask the Expert](#)



# Nordic Webinars



- 26/8: Open Source Follow-Up and Q&A
- 18/9: Migration to Viya Follow-Up and Q&A
- 1/10: Visual Analytics for Viya Follow-Up and Q&A
- 11/11: Using SAS Enterprise Guide with Viya

[Link to Nordic Webinars](#)



## Meet the Expert:

Book a 30-minute  
1:1 session with a  
SAS Expert, on 9 topics:

- SAS Code - Trouble-shooting & Optimising
- SAS Visual Analytics 8.5
- CAS Programming in SAS Viya
- SAS 9 Administration
- SAS Data Management and DI Studio
- SAS Enterprise Guide
- SAS Studio
- SAS Analytics, AI and Machine Learning
- SAS Grid - Architecture & Administration

[Learn more and register](#)





SAS FORUM  
NORDICS

November 17<sup>th</sup>



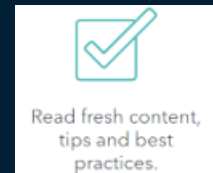

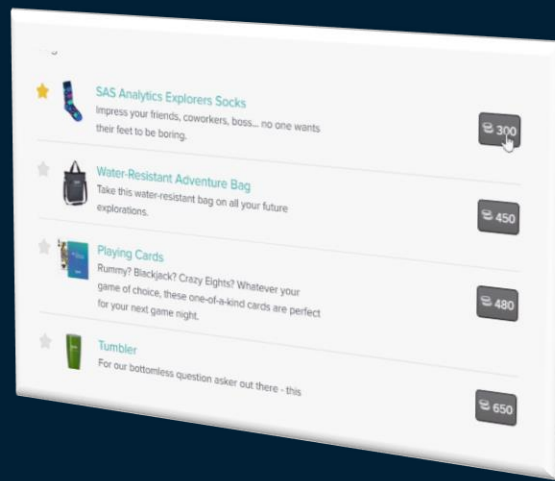
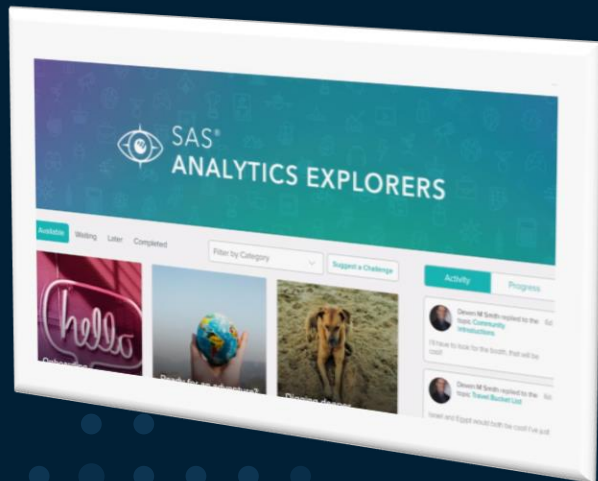
➤ Register Now

# SAS Analytics Explorers


Play, Learn, Engage

SAS® Analytics Explorers is an exclusive customer only community where users of SAS can complete fun & interesting challenges designed to educate & inform. Connect with other SAS users while collecting points redeemable for swag & discounted learning opportunities. [Learn more and apply](#)

Video introduction: <http://video.na.sas.com/assets/56554>



# Keep yourself Updated!

A smiling man with a beard, wearing a brown and tan polo shirt, is holding a vintage computer monitor. The background is a plain, light-colored wall. The image is partially obscured by a dark blue diagonal overlay on the right side.

## Nordic SAS User Newsletter

Monthly email with upcoming Nordic events and activities. Subscription-based. [Subscribe](#)

## SAS Global Support Community

Stuck on a problem? [Ask the community for help](#). While you're here, get a SAS tip and share what you know. This community of SAS experts is here to help you to succeed!

## SAS Nordic Communities

This community is for all SAS users in the Nordic region. [Join](#)

# FANS partners

## Across the Nordics

 **accenture**

**amesto**  
NextBridge

  
AUREOLIS  
All for Better Information

 **Bisnode**

**Capgemini** 

Centric innovation

**CGI**

**EVRY**

**FCG**

 **FERROLOGIC**

**forefront**  
consulting group

**INFOTREK**

 **KMD**

**knowit**

# Teachers: Leading in crisis, reimagining the future

## World Teachers' Day October 5th

JOINT STATEMENT FROM UNESCO, ILO, UNICEF AND EDUCATION INTERNATIONAL:

*"In this crisis, teachers have shown, as they have done so often, great leadership and innovation in ensuring that #LearningNeverStops, that no learner is left behind. Around the world, they have worked individually and collectively to find solutions and create new learning environments for their students to allow education to continue."*



[See list of courses in Learning Subscription!](#)

- See our extensive [Live Web course list!](#)
  - Instructor led courses
  - More titles, more dates
  - Virtual lab servers for practises
  - Experienced instructors from the European trainer team
- Free e-Learning bundle of courses for 30 days continues
  - [SAS Learning Subscription & SAS Academy for Data Science](#)
  - Virtual lab time for practises
  - Extensive discount at 60% with Learning Subscription after free period

- Three streams incl. VA on SAS 9.4 or Viya
- Short sessions – half hour each
- Hot topics & tips and tricks
- Expert instructors
- Hands-on
- Live interaction
- NOK 1500,- per person
- Early Bird: save 30% until Oct. 9

## [Information and registration](#)

Country	Attendees
Sweden	21
Ireland	16
Iceland	11
Germany	10
Norway	8
UK	5
Austria	4
Denmark	4
Netherlands	4
Switzerland	3
Finland	2
France	1
Spain	1
ALL	90

Thank you!  
Any questions?

## SAS Education

- Ragnhild Skuland
- Customer Training Advisor
- [Ragnhild.skuland@sas.com](mailto:Ragnhild.skuland@sas.com) - 915 75 960
- Norway course site: [https://www.sas.com/no\\_no/training/overview.html](https://www.sas.com/no_no/training/overview.html)

sas.com

# SAS Academic

[https://www.sas.com/no\\_no/learn/academic-programs.html](https://www.sas.com/no_no/learn/academic-programs.html)

VEGARD HANSEN  
PROGRAM MANAGER, SAS NORWAY  
VEGARD.HANSEN@SAS.COM



# SAS Academic Program

- For studenter: tilgang til SAS software, e-læring og mulighet for sertifisering gjennom SAS Software Certified Young Professionals (SCYP)
  - 3 kurs i SAS Studio – Programmering og statistikk
  - 2 kurs på SAS Viya; Visualisering og analyse (Business Analytics) og Machine Learning ved bruk av pipelines
- For lærere/forelesere: tilgang til læringsmateriale, SAS Software og e-learning
- Handelshøgskolen BI og SAS samarbeider på Master of Science in Business Analytics programmet.
  - Gjesteforelesninger - «Verdi av analytics»
  - Aktiviteter for studenter (Learn SAS) – Hackathon
- SAS jobber også med andre, bla. Høgskolen Kristiania

SAS for Students



Academics

From in-depth resources to free e-learning, we provide everything you need to learn SAS, teach SAS - or learn to teach SAS.



For Educators

For Students



Connect students and  
SAS Customer



Connect student and  
SAS customer

# SAS Internship 2020



- En del av avtalen vi har med Handelshøyskolen BI
- Ikke bare et Internship, men en jobb.
  - 3 projekter/use-cases – forretningsverdi, data og analyse
  - Del av studiet – dette er semesteret deres (10 uker + rapport)
  - Arbeider i par og har mentorer som følger de opp
- Mangfold, nysgjerrighet og energi



VEGARD HANSEN

PROGRAM MANAGER, SAS NORWAY

[VEGARD.HANSEN@SAS.COM](mailto:VEGARD.HANSEN@SAS.COM)

sas.com

