

# FANS Network Meeting

**Application Development 18 Jan 2023**

Starting 12:30 CET

[daniel.ringqvist@sas.com](mailto:daniel.ringqvist@sas.com)

# Agenda

12:30	<b>Welcome and introduction</b>	The FANS team
13:00	<b>Web app based on Vue.js v.3 and modern JavaScript features using SAS Viya 3.5</b> <i>This session will present how Scania has built a front-end interface with Vue.js that interacts with SAS Viya 3.5 APIs and Visual Analytics.</i>	Paola Maggino, Software Engineer & Scrum Master at Scania Daniel Lindborg, Consultant at SAS Institute
13:30	Break	
13:40	<b>Enhancing Visual Analytics reports with DDC and Viya Jobs</b> <i>In this session we will show you how to combine Data Driven Content with Viya Jobs in order to give you full access to SAS code in your Visual Analytics report.</i>	Niklas Andersson, consultant at TietoEvry
14:10	<b>Coffee break</b>	
14:30	<b>Modernising SAS Legacy Applications</b> <i>In this session we share our approach for the modernisation of legacy AF/SCL desktop / Stored Process applications and demonstrate how this could be served instead as a modern Web Application. We'll finish with a run-down of how such a project can be entirely driven from a GIT repository.</i>	Allan Bowe, developer at 4GL Apps
15:00	Break	
15:10	<b>Building web applications for integration in Visual Analytics reports</b> In this session, you will discover more about building custom web pages to integrate in your SAS Visual Analytics reports and how these web pages can interact with other report objects and SAS content.	Xavier Bizoux, Principal Technical Architect at SAS Institute
15:40	Break	
15:50	<b>Building standalone web applications embedding SAS content</b> In this session, you will discover how you can feed data from SAS Viya into a standalone React based application and how you embed visualizations into this kind of applications.	Xavier Bizoux, Principal Technical Architect at SAS Institute
16:30	<b>Dinner and networking</b>	

# FANS 2023



SAS User Groups provide an excellent opportunity to meet other SAS users, share knowledge and experience, and learn more about SAS solutions from colleagues, peers, and SAS experts. Whether you are a seasoned SAS software user with experiences to share or a newcomer who would like to learn, a user group is an excellent way to help you get the most value from your SAS technology. Users groups offer a unique opportunity to:

- Get an immediate return on your time investment. You can apply the techniques and skills you have learned when you return to work.
- Learn what has worked from other users and SAS professionals dealing with similar challenges.
- Get to know other SAS users and tap into local SAS resources.

# FANS – Four Associations of Nordic SAS users



- Since 2005, various user groups in the Nordic countries have offered different events and activities to local SAS customers. In 2016 we strengthened the program by bringing them together under one joint brand, [FANS](#).
- You can expect the same vibrant local network groups that meet regularly, in-person or virtual. You will also find online offerings like the in-depth Ask The Expert Webinars, a Nordic Online Community, SAS Customer Days, request a 1:1, 30-minute session with Meet the Expert, and access to presentations from Network Meetings across the borders. Previously some niche areas had too few users to establish viable network groups. Now you get access to a larger pool of peers and experts.
- Tickets to local SAS Events/FANS Events and international SAS Events are part of the cost-efficient membership package.
- You can also expect discounts on SAS Certification, SAS Learning Conference and Analytics Value Training.
- New in 2023 are tickets to the Cortex Analytics Simulation Game.



# FANS – membership packages 2023

Being a FANS member give you several benefits, and the package for 2023 is presented below. If you use all activities to the full, the value you get in return is worth several times the actual fee. [Become a member - read more.](#)

PACKAGE	FANS Network Meetings	FANS Online Offerings	FANS Social Events (Tickets)	SAS Explore Event, US (Tickets) ***	SAS Virtual Events (Tickets)*	SAS Days (Days)	SAS Certification, Learning Conference, Analytics Value Training (Discount)	SAS Live web courses** (50% discount)	Cortex Analytics Simulation (Tickets)	Fee per year DKK/NOK	Fee per year SEK	Fee per year EUR
FANS Premium Company	Yes	Yes	Yes (5)	Yes (2)	Yes (10)	Yes (2)	Yes (10%)	Yes (3)	Yes (2)	19.500	22.000	2.500
FANS Premium Personal	Yes	Yes	Yes (1)	Yes (1)	Yes (1)	No	Yes (10%)	Yes (1)	Yes (1)	3.500	3.500	500
FANS Free Personal	Yes	Yes	No	No	No	No	No	No	No	0	0	0




All prices are excluded VAT.

\* Extra tickets cost 1.000 DKK/NOK/SEK, or 100 EUR per person.

\*\* Free Live web courses are courses developed by SAS.

\*\*\* In 2023, we expect an In-Person Event in the US (SAS Explore) in the autumn. If it's not happening, we will again arrange a FANS Nordic Curiosity Trip to SAS headquarters in Cary, US, or Europe.

# FANS Network Meetings and SAS Platform Overview: January – June 2023



The schedule for the network meetings is announced a month before each event based on requests from the members. You can expect demos and presentations from other peers, customer use cases, partners, and SAS experts. All in-person events include social networking. [See the complete overview and sign up.](#)

The Nordic network meetings are in English, while the country ones are mostly in the local language.

Through SAS Platform Overview, you will get a helicopter view of the SAS® Platform, free of charge. It is aimed at new SAS software users who want an introduction to the applications in the SAS platform. Experienced SAS users can also benefit and get insight into the SAS platform's latest technology and see it all in action

Most FANS Network Meetings 2023 are a hybrid between In-person and Virtual. This allows you to attend from wherever you're situated, although we are hoping to meet you face-to-face and be able to network and socialize.

**You will find Dates/Time, the Network, and the Agendas here:**



[Denmark](#)



[Finland](#)



[Norway](#)



[Sweden](#)

# Other SAS Learning Paths – free of charge



## SAS Global Communities

[communities.sas.com](https://communities.sas.com)

SAS global community is a vibrant online meeting place for SAS users worldwide. Above 100.000 members engage and share tips & tricks. In the subgroup for [Nordic SAS Users](#), you can stay updated on all the FANS activities, view the agenda, and download presentations from Network gatherings.



## SAS Analytics Explorers

[explorers.sas.com](https://explorers.sas.com)

SAS Analytics Explorers is an invitation-only group dedicated to SAS practitioners exploring analytics, knowledge sharing, having fun, and giving you a competitive edge in your career. If you're a loyal SAS advocate and love analytics, [you can request an invitation today](#).



## Choose Your SAS Journey

[choose-your-sas-journey](#)

Calling all SAS users! We now have 10 FREE knowledge journeys where you can subscribe to the one(s) relevant for you. Our journeys contain expert advice and tips for getting the most from SAS. [Learn more](#).



## Ask the Expert Webinars

[ask-the-expert](#)

SAS experts share in-depth information, tips and tricks on a variety of topics to enable SAS users to gain new insights into using SAS products. Our goal is to make your job easier and empower you with the knowledge you need to be successful at your work. [Ask the Expert](#).



## Meet the Expert 1:1

[meet-the-expert](#)

Get one-on-one time with SAS experts across several technical topics with our SAS 'Meet the Expert' program. [Book an Expert - 30 minutes of free advice](#).



# Nordic network meetings H1 2023 (in English)

DATE	NETWORK
18/1-23	Application Development   Hybrid (Nordic - in English)   12:30 - 16:30 CET
1/2-23	Transition to SAS Viya 4   Virtual (Nordic - in English)   13.30 - 14.30 CET
14/3-23	SAS Viya and Microsoft Azure Kubernetes   Oslo/Hybrid (Nordic - in English)   13:00 - 16:00 CET
28/3-23	An introduction to Customer Intelligence   Virtual (Nordic - in English)   10:00 - 11:00 CET
28/3-23	Customer Intelligence   Oslo/Hybrid (Nordic - in English)   13:00 - 15:00 CET (16 in Norway)

# And of course the local Nordic network meetings

DATE	NETWORK
7/2-23	Programming   Aarhus/Hybrid   13.00 - 16.00 CET

DATE	NETWORK
9/2-23	
2/3-23	
7/3-23	
16/3-23	
17/3-23	
23/5-23	
23/5-23	
8/6-23	
8/6-23	
8/6-23	
21/6-23	
<b>18/1-23</b>	<b>Application Development   Hybrid (Nordic - in English)   12:30 - 16:30 CET</b>
<b>1/2-23</b>	<b>Transition to SAS Viya 4   Virtual (Nordic - in English)   13.30 - 14.30 CET</b>
<b>14/3-23</b>	<b>SAS Viya and Microsoft Azure Kubernetes   Oslo/Hybrid (Nordic - in English)   13:00 - 16:00 CET</b>
<b>28/3-23</b>	<b>An introduction to Customer Intelligence   Virtual (Nordic - in English)   10:00 - 11:00 CET</b>
<b>28/3-23</b>	<b>Customer Intelligence   Oslo/Hybrid (Nordic - in English)   13:00 - 15:00 CET (16 in Norway)</b>

10/5-23	Cross Topics   Trondheim
11/5-23	Cross Topics   Tromsø/In
24/5-23	SAS Platform Overview
7/6-23	FANS sommeravslutning

DATE	NETWORK
23/2-23	Analytics   Solna/Hybrid   13:00 - 16:00 CET
16/3-23	Platform & Data Management   Solna/Hybrid   13:00 - 16:00 CET
6/4-23	Visual Analytics   Solna/Hybrid   13:00 - 16:00 CET
19/4-23	SAS Platform Overview   Solna/Hybrid   09:00 - 11:30 CET
4/5-23	Programming   Solna/Hybrid   13:00 - 16:00 CET
8/6-23	FANS Sommaravslutning (Endast för FANS-medlemmar)   Solna/In-person   15:00 - 21:00 CET

# Quick Links



Denmark

[www.sas.com/fans-dk](http://www.sas.com/fans-dk)



Finland

[www.sas.com/fans-fi](http://www.sas.com/fans-fi)



Norway

[www.sas.com/fans-no](http://www.sas.com/fans-no)



Sweden

[www.sas.com/fans-se](http://www.sas.com/fans-se)

Over to today's subject...

# So, what is development?

Building a crappy app is not development

What do you mean by development? ^

Development is **a process that ensures good quality of life to all the people in terms of happiness, harmony and satisfaction of essential needs**. It is related to improvement, progress and aspirations of people. This definition of development would benefit all the sections of society as it shows the basic need approach.

Answer: Development is **a process that creates growth, brings in progress and positive change**. Development is a healthy sign. Two aspects of development are. Economic growth or increase in people's income.


What is the main concept of development? ^

Development is not purely an economic phenomenon but rather a multi-dimensional process involving reorganization and reorientation of entire economic AND social system. Development is **process of improving the quality of all human lives** with three equally important aspects.

# And apps, they are everywhere...

My 160hp beast has more CPUs and computing power than my laptop





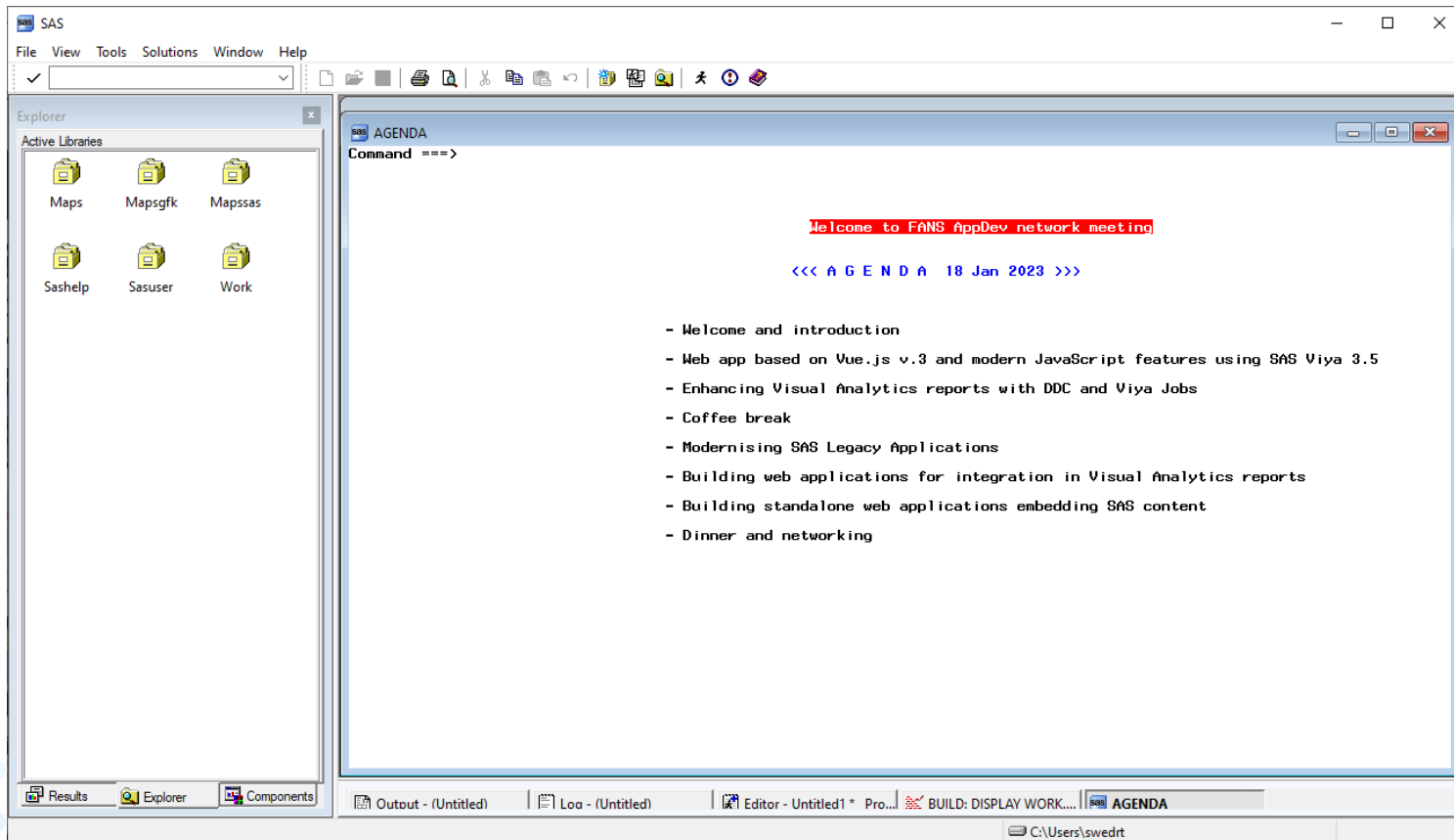
Let's have a  
few polls



For those of you that replied  
*No* to some of that...  
Here's a walk down memory  
lane.

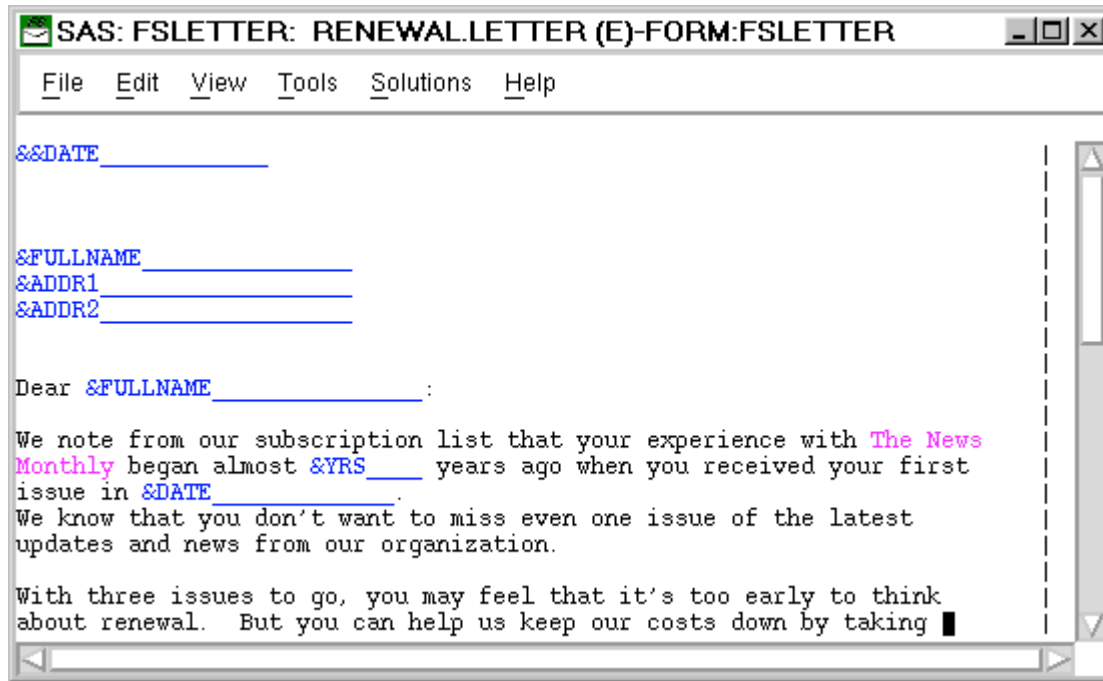


# Macro %window



# SAS/FSP® – FORMS, FSEDIT, FSLETTER

My first support call (June -94) was about FSLETTER on MVS (z/OS)

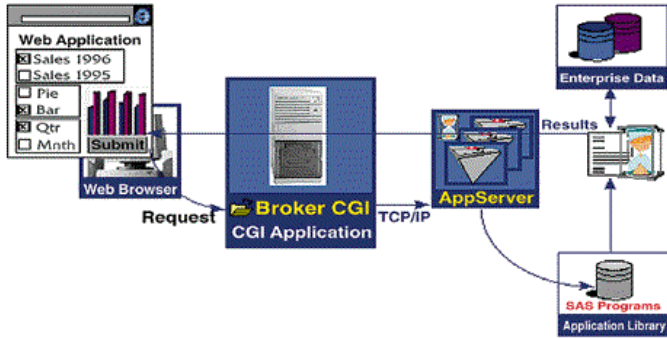


The screenshot shows a terminal window titled "SAS: FSLETTER: RENEWAL.LETTER (E)-FORM:FSLETTER". The window contains a menu bar with "File", "Edit", "View", "Tools", "Solutions", and "Help". The main content area displays a letter template with several variables in blue text: "&&DATE \_\_\_\_\_", "&FULLNAME \_\_\_\_\_", "&ADDR1 \_\_\_\_\_", and "&ADDR2 \_\_\_\_\_". Below these is a salutation "Dear &FULLNAME \_\_\_\_\_:". The body of the letter starts with "We note from our subscription list that your experience with The News Monthly began almost &YRS\_\_\_ years ago when you received your first issue in &DATE\_\_\_\_\_." followed by "We know that you don't want to miss even one issue of the latest updates and news from our organization." and "With three issues to go, you may feel that it's too early to think about renewal. But you can help us keep our costs down by taking █".

The screenshot displays the SAS/AF development environment. On the left, the 'Components' palette lists various UI components, with 'Histogram Control' selected. The main workspace shows a 'BUILD: DISPLAY WORK.APPS.UNTITLED1.FRAME (E)' window. This window contains a 'Libraries' list on the left and a bar chart on the right. The bar chart, titled 'MPG (Highway)(Mean)', plots the mean highway miles per gallon for different car types. The y-axis ranges from 20 to 60, and the x-axis lists car types: SUV, Sedan, Sports, Wagon, Truck, and Hybrid. The bars are colored: SUV (yellow), Sedan (red), Sports (yellow), Wagon (yellow), Truck (yellow), and Hybrid (yellow).

Type	MPG (Highway)(Mean)
SUV	20
Sedan	28
Sports	25
Wagon	28
Truck	21
Hybrid	56

# SAS/IntrNet<sup>®</sup>



```
entry optional = list 8;
length dataset $41 var member pgmcat $32 url service where $102
      bgtype $5 numobs $12 by char fntsearch $1024 program $8
      server port sessionid $100;
rc = rc; /* suppress compile time messages */
init;
control asia; /* VERY IMPORTANT */
/*if they passed in the username then try to create a session*/
if getnitexo(list,'_USERNAME',1,1,')'^'' then rc=apprv_sessl
vlist = makelist(); /* to contain the list of variables to inc
submit;
<HTML>
endeubmit;
dataset = getnitexo(list,'DATASET');
where = getnitexo(list,'_WHERE',1,1,');
fntsearch = optgeto('FNTSEARCH');
if fntsearch = '' then
  rc = optseto('FNTSEARCH',''||scan(dataset,1,')||');
else
  rc = optseto('FNTSEARCH',''||substr(fntsearch,2,length(fnt
  '||scan(dataset,1,')||');
member = lowercase(scan(dataset,2,');
url = getnitexo(list,'_URL');
service = getnitexo(list,'_SERVICE');
```

# Stored Process in EG/AMO

The screenshot displays the SAS Enterprise Guide (EG) interface. A project named 'Prompted graf på CARS' is open. A dialog box titled 'Specify Values for Prompted graf på CARS' is active, showing the following configuration:


- Filterval:  Show only required items (denoted by \*)
- Filterval:  Välj ursprungland: Europe
- Filterval:  Välj analyskolumn: Invoice

The 'Bar Chart' window shows the results for 'Invoice (Sum)' by 'Make'. The chart displays the following data:

Make	Invoice (Sum)
Audi	~750,000
BMW	~800,000
Jaguar	~650,000
Land Rover	~100,000
Mercedes-Benz	~1,450,000
MINI	~50,000
Porsche	~500,000
Saab	~250,000
Volkswagen	~450,000
Volvo	~400,000

The background shows the SAS Enterprise Guide interface with a project tree on the left and a task pane on the right. The task pane shows the 'Prompted graf på CARS' task, which is currently running. The task pane also shows the 'Run' and 'Cancel' buttons.

# The Only N-Tier Information Delivery Solution



- **Information Delivery** via:
  - Java Applications
  - Java Applets
  - Java Beans
  - CGI/HTML Applications
  - Traditional Applications

# AppDev Studio™ requirements.



Available for workstations:

NT Workstation

Windows 95

Windows 98

**Currently available for SAS 6.12**

# webAF™

## A closer look!




- Java IDE for creating **Information Delivery** applications, applets and **InformationBeans™**.
- Easy to use drag-and-drop interfaces.
- Powerful wizards to hide complicated Java programming.
- Over 100+ pre-supplied, reusable, **InformationBeans™**.



# webEIS™

## A closer look!



- Used to create **OLAP Viewer InformationBeans™**.
- Easy to use drag-and-drop interfaces.
- **No Java** programming required!
- Talks to MDDB data.

# Agenda

12:30	<b>Welcome and introduction</b>	The FANS team
13:00	<b>Web app based on Vue.js v.3 and modern JavaScript features using SAS Viya 3.5</b> <i>This session will present how Scania has built a front-end interface with Vue.js that interacts with SAS Viya 3.5 APIs and Visual Analytics.</i>	Paola Maggino, Software Engineer & Scrum Master at Scania Daniel Lindborg, Consultant at SAS Institute
13:30	Break	
13:40	<b>Enhancing Visual Analytics reports with DDC and Viya Jobs</b> <i>In this session we will show you how to combine Data Driven Content with Viya Jobs in order to give you full access to SAS code in your Visual Analytics report.</i>	Niklas Andersson, consultant at TietoEvry
14:10	<b>Coffee break</b>	
14:30	<b>Modernising SAS Legacy Applications</b> <i>In this session we share our approach for the modernisation of legacy AF/SCL desktop / Stored Process applications and demonstrate how this could be served instead as a modern Web Application. We'll finish with a run-down of how such a project can be entirely driven from a GIT repository.</i>	Allan Bowe, developer at 4GL Apps
15:00	Break	
15:10	<b>Building web applications for integration in Visual Analytics reports</b> In this session, you will discover more about building custom web pages to integrate in your SAS Visual Analytics reports and how these web pages can interact with other report objects and SAS content.	Xavier Bizoux, Principal Technical Architect at SAS Institute
15:40	Break	
15:50	<b>Building standalone web applications embedding SAS content</b> In this session, you will discover how you can feed data from SAS Viya into a standalone React based application and how you embed visualizations into this kind of applications.	Xavier Bizoux, Principal Technical Architect at SAS Institute
16:30	<b>Dinner and networking</b>	



Frågor?

[sas.com](https://sas.com)

