

# FANS Visual Analytics Netværksmøde

3/6-2021 – Teams



**Frans Holm**  
SAS FANS Denmark Manager



[Frans.Holm@sas.com](mailto:Frans.Holm@sas.com)

Copyright © SAS Institute Inc. All rights reserved.

# Dagsorden

## FANS Visual Analytics Netværksmøde

- **Velkomst**
  - v. Frans Holm, SAS
- **Hvem er vi?**
  - Topdanmark, Jesper Nyholm
  - Region Syddanmark, Tim Vrang Hansen
  - Region Hovedstaden, Kjeld Frank Christensen
- **Labels på Linje graf**
  - v. Louise Boysen, Steno Diabetes Center Copenhagen
- **Pause**
- **Apps, mobile enheder & 3. party integration**
  - Menti, v. Frans Holm
  - Introduktion til mulighederne for at dele Visual Analytics rapporter og indhold
    - v. Carl-Olow Magnusson, SAS
- **Pause**

# Dagsorden

FANS

Visual Analytics

Netværksmøde

- **Apps, mobile enheder & 3. party integration** – praktiske erfaringer
  - Aarhus Kommune v. Andreas Wiwe
  - Sygehus Lillebælt/Region Syddanmark v. Hans Jørn Refsgaard
  - Dialog og input fra alle
- **Afslutning & lodtrækning**
  - v. Frans Holm, SAS

FANS  
Visual Analytics  
Netværksmøde

# Styregruppe

## Styregruppe:

- Malou Peterson Porst (Odense Kommune)
- Andreas Wiwe (Aarhus Kommune)
- Torben Skov (SAS)
- Frans Holm (SAS)

## Kommende netværksmøder

- Efterår – 21/9 & 1/12
  - Medlemmernes tricks & tips
  - Medlemmernes løsninger
  - Data Analyse, AI & Automation
- Hvornår:
  - kl. 9.30-12.30
- Hvor:
  - SAS Institute - Havneholmen 8, 2450 København SV
  - & Teams
- Programmering fra 13.30-16.30
- Visual Analytics (Nordic) : 18/11 kl. 13-16
- Sparrings-sessioner: ?

# FANS Network Meetings & Platform Overview

Danmark – Fysisk i København & Virtuelt på Teams

- 20/9 SAS | Platform Overview 13-16
- 21/9 FANS | Visual Analytics 9.30-12.30
- 21/9 FANS | Programming 13.30-16.30
- 22/9 FANS | Platform 10-16
- 23/9 FANS | Data Science (Nordic) 9.30-12.30
- 28/9 FANS | Customer Intelligence (Nordic) 9-11 & 13-14
- 18/11 FANS | Visual Analytics (Nordic) 13-16
- 30/11 FANS | Data Science (Nordic) 13-16
- 1/12 FANS | Visual Analytics 9.30-12.30
- 1/12 FANS | Programming 13.30-16.30
- 2/12 FANS | Platform 10-16
- 3/12 SAS | Platform Overview 9.30-12.30
- 14/12 FANS | Customer Intelligence (Nordic) 13-14



Menti

*Har du:*

Input?

Forslag?

Ideer?

Tak  
fordi du  
er taler

- Opfind ikke noget nyt!
- Du behøver ikke have svaret!





# Diverse Nyheder

<https://blogs.sas.com/content/sgf/2021/03/25/programmatically-export-a-visual-analytics-report-to-pdf/>



## Blogs

All Topics ▾ All Industries ▾ Blog Directory ▾

## Visual Analytics To PDF

## Programmatically export a Visual Analytics report to PDF

```
<html>
<head> <meta http-equiv="content-type" content="text/html">
<script async src="https://unpkg.com@sassoftware/va-report-components@latest/dist/und/va-report-components.js"></script>
</head>
<body>
<div id="buttons"> Export the PDF document of the VA report page by clicking the
<button type="button" class="btn_load" id ="PrintBtn" onclick="PrintPDF()"> EXPORT PDF </button> button. </div>
<div >
  <sas-report-page id="sasReportPage"
  authenticationType="credentials"
  url="https://sas-vjyo.com"
  reportUri="/reports/reports/cbf97b0a-457d-4b4f-8913-547e8cdf390c" pageIndex=0>
</sas-report-page>
</div>
<script>
function PrintPDF() {
  // load the global variable of vaReportComponents
  document.addEventListener('vaReportComponents.loaded', function(){});
  const myReport = document.getElementById("sasReportPage");
  // get the report page handle
  myReport.getReportHandle().then((reportHandle) => {
    // set options - not include cover page and appendix of the report
    const options = {
      includeCoverPage: false,
      includeAppendix: false,
      includedReportObjects: ["v16"],
    };
    // call the exportPDF function to export PDF document
    reportHandle.exportPDF(options).then((pdfUrl) => {
      // Open the exported PDF in a new window
      window.open(pdfUrl, '_blank');
    });
  });
}
</script>
</body>
</html>
```

# Visual Data Science

## Diverse Nyheder

[https://www.sas.com/en\\_us/trials/software/visual-data-science-decisioning/viya-trial-form.html](https://www.sas.com/en_us/trials/software/visual-data-science-decisioning/viya-trial-form.html)



Try the latest SAS® Viva®  
capabilities now  
Free for up to 14 days!\*

(\*with the option to extend if needed)

This free trial of our SAS Visual Data Science Decisioning offering gives you access to SAS Viya capabilities spanning the full analytics life cycle, including:

- Data access, data preparation, data quality & information cataloging
- Advanced flow steps & information governance
- Visualization & reporting
- Statistics
- Matrix programming
- Machine learning & deep learning
- Model deployment & management
- Forecasting
- Text analytics
- Optimization
- Econometrics
- Digital decisioning
- Event streaming analytics

# SAS® Global Forum

SAS Forum Danmark  
Efteråret 2021 !?

[https://www.sas.com/en\\_us/  
events/sas-global-forum.html](https://www.sas.com/en_us/events/sas-global-forum.html)

Mark Your Calendar! Our Virtual Event Is

EMEA | May 25 - 26

# Proceedings from SAS Global Forum 2021

<https://communities.sas.com/t5/SAS-Global-Forum-Proceedings/tkb-p/proceedings-2021>

The screenshot shows the SAS Communities website interface. At the top, there is a dark blue navigation bar with the SAS logo and the word 'COMMUNITIES'. Below this is a secondary navigation bar with dropdown menus for 'Community', 'Learn', 'Programming', 'Analytics', 'Administration', 'Solutions', and 'Regional'. The main content area features a large blue banner with the text 'SAS Global Forum Proceedings 2021' and a subtitle 'SAS Global Forum presentations from the 2021 conference event'. Below the banner is a search bar with the text 'Find your SAS answers' and a 'Knowledge base' link. A breadcrumb trail reads 'Home / SAS Global Forum proceedings / 2021 Presentations'. Below the breadcrumb is a row of utility links: 'Options', 'Bookmark', 'Subscribe', and 'RSS Feed'. The main content area has a light purple background and contains a section titled 'Proceedings from SAS Global Forum 2021'. The text in this section reads: 'Review over 100 technical presentations and tutorials from SAS users and experts! They include written how-to content, demo videos and code. And they cover all SAS topics including analytics, administration, programming, data visualization and more!'. At the bottom of this section is a purple button that says 'See all of the 2021 papers'.

# Choose Your SAS Journey

- Free personalized learning journeys for SAS Users & Admins.
- Subscription-based and delivered into your inbox weekly.
- No jargon – just proven expert advice.



- ✓ What's New?
- ✓ Tips & Tricks
- ✓ Video Tutorials
- ✓ Best Practices
- ✓ Expert Blogs
- ✓ Industry Knowledge
- ✓ Connect with Experts

<https://www.sas.com/sas/offers/choose-your-sas-journey.html?referid=CS524>

Some of the journeys available now



Fast Track Your Viya Adoption



Become a Data Ninja



Viya Admin Super Hero



The Art of Visualization



Next-Generation AML



# FANS Lodtrækning

Vind en SAS ting!

# FANS Lodtrækning

## Dagens gave!



# FANS lodtrækning

Send mail til:

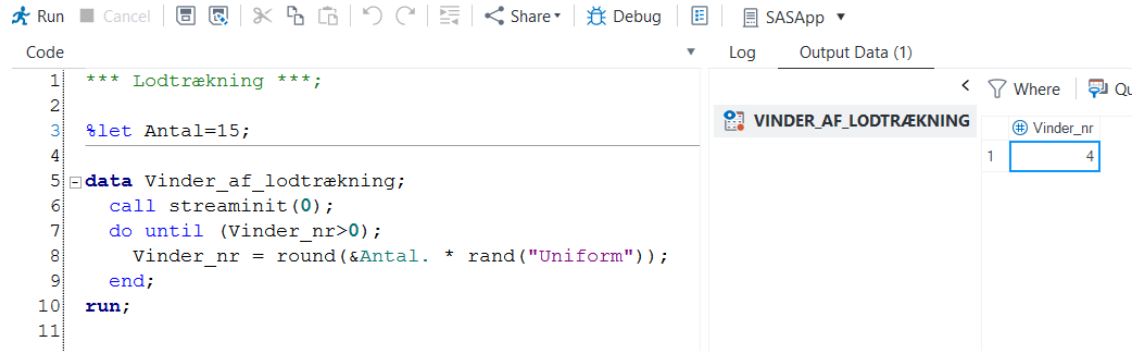
[frans.holm@sas.com](mailto:frans.holm@sas.com)

Skriv:

Subject: Lodtrækning

Mailen: Navn + Adresse

Udtrækning  
Hvordan:



The screenshot shows the SAS Studio interface. The top menu bar includes 'Run', 'Cancel', 'Share', 'Debug', and 'SASApp'. The main area is divided into two panes. The left pane, titled 'Code', contains the following SAS code:

```
1  *** Lodtrækning ***;
2
3  %let Antal=15;
4
5  data Vinder_af_lodtrækning;
6      call streaminit(0);
7      do until (Vinder_nr>0);
8          Vinder_nr = round(&Antal. * rand("Uniform"));
9      end;
10 run;
11
```

The right pane, titled 'Output Data (1)', shows a table with the following data:

VINDER_AF_LODTRÆKNING	
	Vinder_nr
1	4



# Hvem er vi?

- Topdanmark, Jesper Nyholm
- Region Syddanmark, Tim Vrang Hansen
- Region Hovedstaden, Kjeld Frank Christensen

Organisation, Hvilket VA-setup,  
Hvad anvendes VA til,  
Antal udviklere og antal brugere

# Labels på Linje graf

v. Louise Boysen, Steno Diabetes Center Copenhagen

Du kan stadig at deltage i FANS lodtrækningen

# Pause – Pause – Pause - Pause

Vi starter igen kl. 10.05

# Apps, mobile enheder & 3. party integration

- Menti
- v. Frans Holm, SAS

# Apps, mobile enheder & 3. party integration

- Introduktion til mulighederne for at dele Visual Analytics rapporter og indhold
- v. Carl-Olow Magnusson, SAS

# Pause – Pause – Pause - Pause

Vi starter igen kl. 11.05

# Apps, mobile enheder & 3. party integration – praktiske erfaringer

- Aarhus Kommune v. Andreas Wiwe
- Sygehus Lillebælt/Region Syddanmark v. Hans Jørn Refsgaard
- Dialog og input fra alle

# Afslutning & lodtrækning

v. Frans Holm, SAS



# FANS Network Meetings & Platform Overview

Denmark – Virtual on Teams

• 4/6

FANS | Programming

9-12

# Ask the Expert:

Nordic and  
Global Webinars

## Nordic Topics:

- 24/2: Ease of building stand-alone machine vision devices
- 31.3: What SAS 9.4 content can be migrated to SAS Viya?
- 28/4: Quick Wins with Azure
- 1/6: Version control in SAS
- 16/6: An introduction to Proc DS2

[Link to Ask the Expert](#)



# FANS Network Meetings & Platform Overview

## Danmark – Fysisk i København & Virtuelt på Teams

- 20/9 SAS | Platform Overview 13-16
- 21/9 FANS | Visual Analytics 9.30-12.30
- 21/9 FANS | Programming 13.30-16.30
- 22/9 FANS | Platform 10-16
- 23/9 FANS | Data Science (Nordic) 9.30-12.30
- 28/9 FANS | Customer Intelligence (Nordic) 9-11 & 13-14
- 18/11 FANS | Visual Analytics (Nordic) 13-16
- 30/11 FANS | Data Science (Nordic) 13-16
- 1/12 FANS | Visual Analytics 9.30-12.30
- 1/12 FANS | Programming 13.30-16.30
- 2/12 FANS | Platform 10-16
- 3/12 SAS | Platform Overview 9.30-12.30
- 14/12 FANS | Customer Intelligence (Nordic) 13-14

# SAS Dag

Tilbud til FANS virksomhedsmedlemmer

## SAS Dag eller timer/ time

- Vidensdeling internt hos jer
- Jeg hjælper med at lave et program specifikt for jer
- Jeg kan koordinere med SAS indlæg
- Kontakt [Frans.Holm@SAS.com](mailto:Frans.Holm@SAS.com) / 51 38 76 46

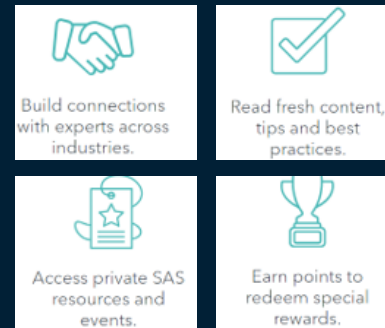
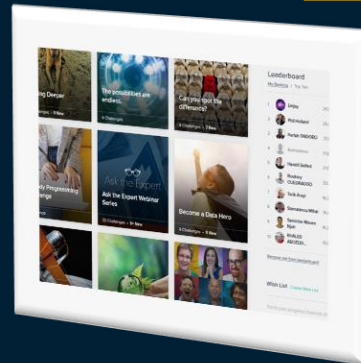
# SAS Analytics Explorers

Play, Learn, Engage

SAS® Analytics Explorers is a community where SAS customers meet for entertainment, networking, exchange of experiences, career impulses, and inspiration for their own work.

Here you can build connections with experts across industries, read fresh content, tips, and best practices, access private SAS resources and events, and earn points to redeem special rewards. This is a fun way to learn and interact with other SAS users.

## Short video introduction





Don't miss out – stay updated!

## Nordic SAS User Newsletter

Monthly email with upcoming Nordic events and activities. Subscription-based. [Subscribe](#)

## SAS Global Support Community

Stuck on a problem? [Ask the community for help](#). While you're here, get a SAS tip and share what you know. This community of SAS experts is here to help you to succeed!

## SAS Nordic Communities

This community is for all SAS users in the Nordic region. [Join](#)

# Choose Your SAS Journey

- Free personalized learning journeys for SAS Users & Admins.
- Subscription-based and delivered into your inbox weekly.
- No jargon – just proven expert advice.



- ✓ What's New?
- ✓ Tips & Tricks
- ✓ Video Tutorials
- ✓ Best Practices
- ✓ Expert Blogs
- ✓ Industry Knowledge
- ✓ Connect with Experts

Some of the journeys available now



Fast Track Your Viya Adoption



Become a Data Ninja



Viya Admin Super Hero



The Art of Visualization



Next-Generation AML



<https://www.sas.com/sas/offers/choose-your-sas-journey.html?referid=CS524>

# FANS Lodtrækning

## Dagens gave!







Tak for i dag

Vi ses FANS!

Feedback modtages gerne  
*f.eks. i evaluering*

Frans.Holm@sas.com

Copyright © SAS Institute Inc. All rights reserved.