

Product Report

Creation Date: Wednesday, December 20, 2023 10:23:31 AM

Author: Rachel.McLawhon@sas.com

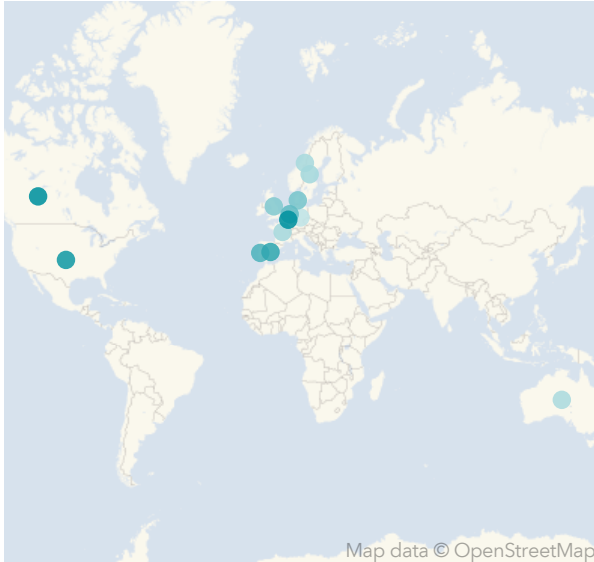
Contents

Product Report

Supplier Analysis	1
Instructions- Supplier	1.1
Supplier Locations	1.2
Supplier Details	1.3
Quantity Sold and Profit Generated by Month	1.4
Supplier Profit Analysis	1.5
Profit and Quantity by Product Category	2.6
Top 10 Cities by Orders	3.7
Appendix	4
A1.2 - Supplier Details	4
A2.1 - Top 10 Cities by Orders	4
Expanded Pages	5
Supplier Products by Country Supplement 1	5
Quantity and Profit by Month Supplement 1	6
Supplier Profit Analysis Supplement 1	7
Profit and Quantity by Category Supplement 1	8
Orders Supplement 1	9

Supplier Analysis

Supplier Locations

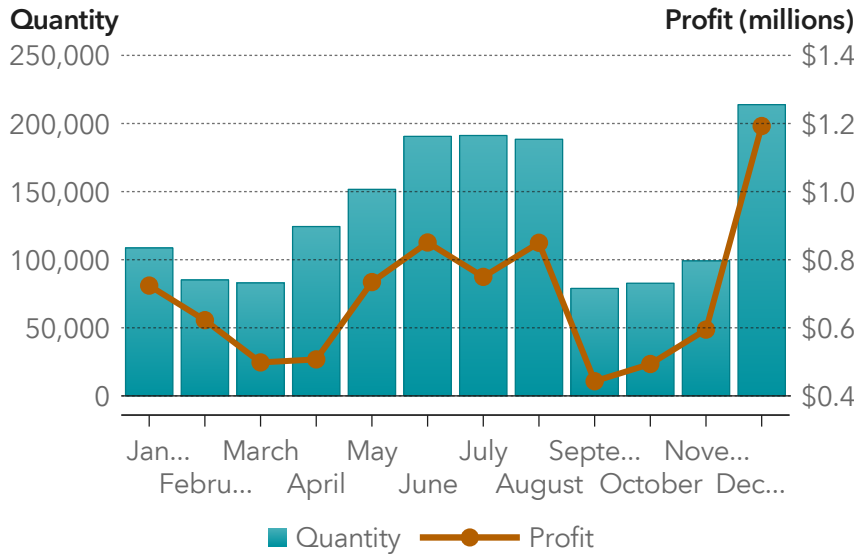


Supplier Name	▲ Number of Products		
3Top Sports	421	\$752,811.83	
A Team Sports	70	\$225,763.55	
A. Pereira Sport	1	\$185.50	
AllSeasons Outdoor Clothing	68	\$807,612.30	
Bianco Trading S.A.	4	\$9,306.90	
Bon Garrments	7	(\$1,028.90)	
British Sports Ltd	42	\$641,644.65	
Carolina Sports	13	\$3,798.81	
CrystalClear Optics Inc	71	\$286,423.94	
Dolphin Sportswear Inc	20	\$84,919.00	

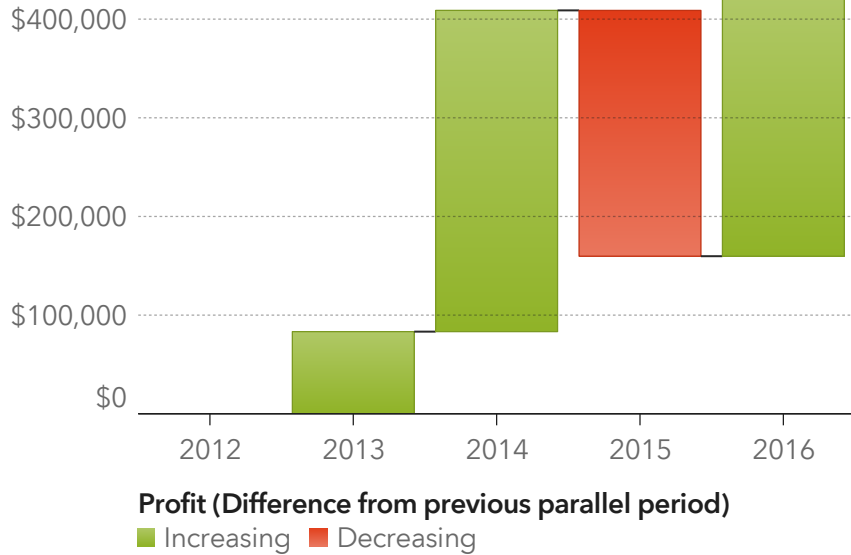
A1.2



Quantity Sold and Profit Generated by Month



Profit (Difference from previous parallel period)



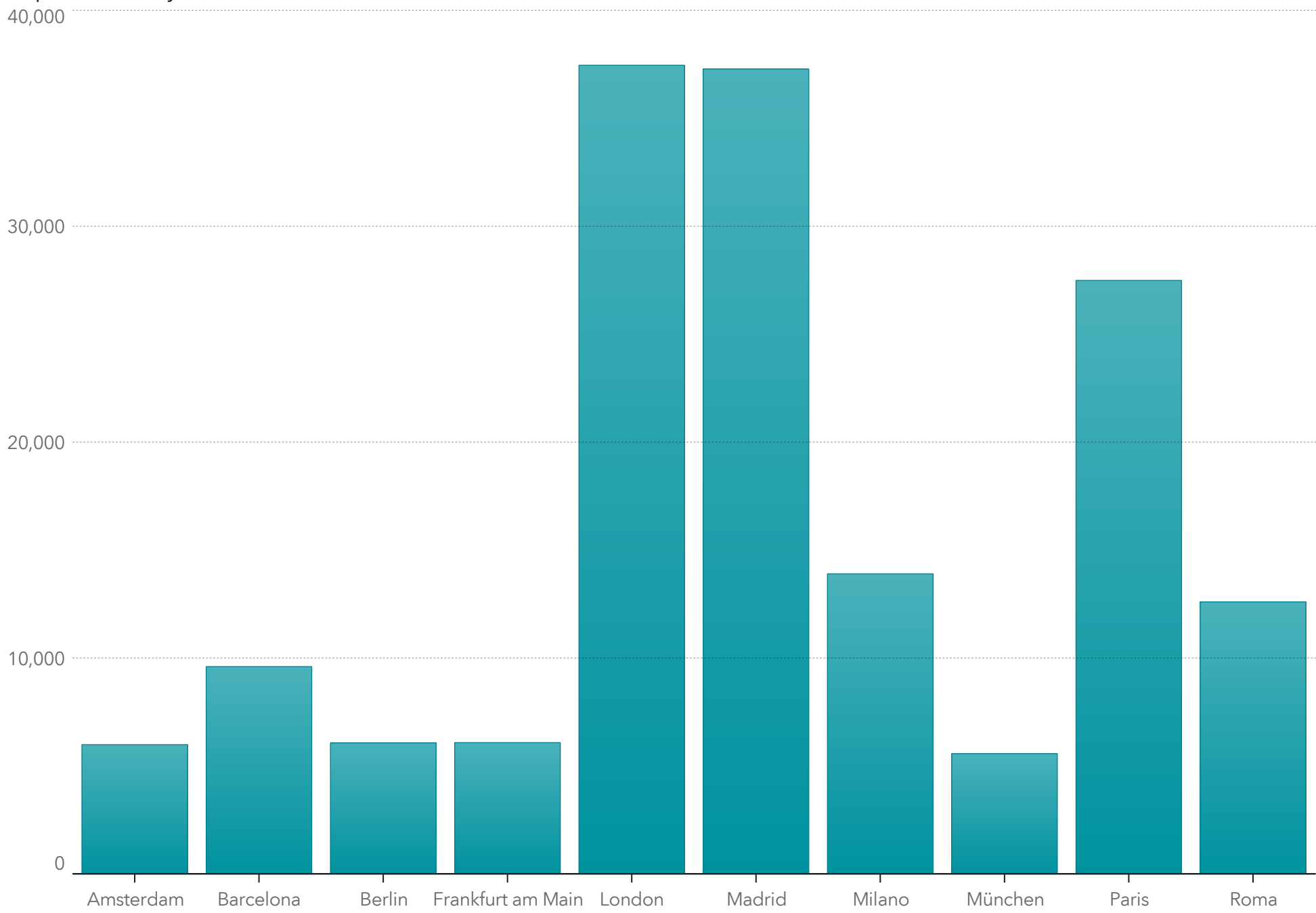


Profit and Quantity by Product Category





Top 10 Cities by Orders



Appendix


A1.1 Product Report


Parameters: Search Parameter = ""


A1.2 Supplier Details

Display Rules: Profit

 Right of text, with Profit as x

 $(\$600,000.00) \leq x < \0.00

 $\$0.00 \leq x < \$400,000.00$

 $\$400,000.00 \leq x \leq \$900,000.00$

A2.1 Top 10 Cities by Orders

Ranks: Top 10 of City Name (including ties) by Number of Orders

Supplier Products by Country Supplement 1

Supplier Country	Average Products per Supplier	Number of Suppliers
Germany	3.67	3
Australia	11.67	3
Norway	13.00	2
France	14.20	5
Sweden	14.50	2
United Kingdom	28.80	10
Denmark	33.50	2
Netherlands	43.25	4
Portugal	51.00	2
Spain	64.25	4
United States	76.50	24
Belgium	85.00	1
Canada	85.50	2

Quantity and Profit by Month Supplement 1

Order Month ▲	Quantity	Profit	Number of Products ✖
January	108,604	\$723,950.74	3,065
February	85,101	\$622,378.46	3,045
March	82,928	\$498,234.25	3,055
April	124,341	\$507,150.31	3,065
May	151,647	\$734,213.40	3,059
June	190,558	\$850,514.34	3,064
July	191,173	\$749,508.37	3,069
August	188,430	\$849,678.11	3,087
September	78,903	\$442,996.81	3,050
October	82,728	\$493,594.87	3,061
November	99,092	\$594,613.96	3,067
December	213,812	\$1,192,573.23	3,076

Supplier Profit Analysis Supplement 1

Order Year ▲	Profit (Difference from previous parallel period) ✖
2012	.
2013	\$83,266.65
2014	\$325,579.08
2015	(\$249,110.90)
2016	\$267,062.87

Profit and Quantity by Category Supplement 1

Product Category	Quantity	Profit	Number of Orders
Assorted Sports Articles	241,308	\$461,488.46	116,267
Children Sports	149,142	\$429,751.38	71,045
Clothes	332,355	\$1,289,492.35	157,356
Golf	73,892	\$693,525.86	32,270
Indoor Sports	23,245	\$160,689.61	11,755
Outdoors	239,583	\$1,687,084.95	107,616
Racket Sports	41,683	\$836,949.47	20,589
Running - Jogging	96,235	\$593,334.04	43,378
Shoes	224,065	\$662,446.58	106,510
Swim Sports	43,323	\$244,196.15	20,796
Team Sports	76,736	\$133,185.52	34,197
Winter Sports	55,750	\$1,067,262.44	26,174

Orders Supplement 1

City Name ▲	Number of Orders
Amsterdam	5,986
Barcelona	9,602
Berlin	6,065
Frankfurt am Main	6,080
London	37,460
Madrid	37,283
Milano	13,900
München	5,568
Paris	27,491
Roma	12,597