


## Session Recap

**Session Topic:** SAS Theme Designer for Flex  
**Session Date:** 29SEP2014  
**Recording:** <http://support.sas.com/training/us/lw/lwrecord.hspl?date=29Sep14&cocode=19884>




This session recap includes the Q&A from the session. Additional information and links to more detailed content are included.




Don't forget to [register](#) for additional Ask the Expert: SAS Visual Analytics sessions.




SAS Visual Analytics Toolkit






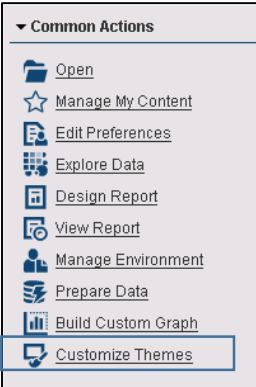



- [Product Overview](#)
- [Free Video Tutorials](#)
- [Getting Started Resources](#)
- [Documentation](#)
- [Try the software yourself](#)
- [Training](#)
- [Community](#)




<b>Question:</b>	<i>How do I define and deploy a new theme?</i>	
<b>Answer:</b>	<p>SAS provides a default theme for your use. You also have the choice of designing and deploying a custom theme for your environment.            To develop and deploy a new theme, follow these steps:</p> <p>Step 1: Design the Theme            Step 2: Create a Work Area for the Theme            Step 3: Make Desired Changes to the Styles, Graphics, and Theme Templates            Step 4: Rebuild SAS Web Application Themes            Step 5: Deploy SAS Web Application Themes in Your Test Environment            Step 6: Test the New Theme</p>	
<b>Additional Information:</b>	<p>Steps for defining and deploying a new theme are documented in the <a href="#">SAS® 9.4 Intelligence Platform: Middle-Tier Administration Guide, Second Edition</a>.            You can specify preferences to change the theme of your SAS Visual Analytics environment.</p>	
 <b>Online Documentation</b> <ul style="list-style-type: none"> <li>• <a href="#">SAS Theme Designer 4.4 for Flex</a></li> <li>• <a href="#">User's Guide: Specifying Your Preferences</a></li> </ul>	 <b>Videos</b> <ul style="list-style-type: none"> <li>• <a href="#">Specify SAS Visual Analytics Preferences</a></li> </ul>	 <b>Technical Papers</b>




<b>Question:</b>	<i>I noticed that you saved the logo as a PNG file. Is that the best type of image to use for logos? If so, why?</i>	
<b>Answer:</b>	We have found that a PNG file works best, but you can use a GIF or JPG file also. You might want to check with your corporate branding department to see what they suggest. A PNG file enables you to maintain the transparency.	
<b>Additional Information:</b>		
 Online Documentation <ul style="list-style-type: none"> <li>• <a href="#">SAS Theme Designer 4.4 for Flex</a></li> </ul>	 Videos	 Technical Papers


<b>Question:</b>	<i>Is there a certain image size that we should use?</i>	
<b>Answer:</b>	Width doesn't really matter, but you need to monitor the height. Typically, a height of between 50 and 60 pixels works best. It is not set in stone, but the larger the image, the less screen real estate that you will have for your reports.	
<b>Additional Information:</b>		
 Online Documentation <ul style="list-style-type: none"> <li>• <a href="#">SAS Theme Designer 4.4 for Flex</a></li> </ul>	 Videos	 Technical Papers




<b>Question:</b>	<i>Can you add a background image to the theme?</i>	
<b>Answer:</b>	Yes. You can add that at the Application Frame level. You need to make sure the image is subtle and not overpowering.	
<b>Additional Information:</b>		
 Online Documentation <ul style="list-style-type: none"> <li>• <a href="#">SAS Theme Designer 4.4 for Flex</a></li> </ul>	 Videos	 Technical Papers




<b>Question:</b>	<i>How do I access the SAS Theme Designer for Flex?</i>	
<b>Answer:</b>	From the Home page, you can select <b>Customize Themes</b> from the Right pane common actions section of SAS Visual Analytics. You can also access the SAS Theme Designer directly. Follow the link in the Instructions.html file usually located in your configuration directory. An example is [SAS Configuration Directory]\Lev1\Documents.	
<b>Additional Information:</b>		
 Online Documentation <ul style="list-style-type: none"> <li>• <a href="#">SAS Theme Designer 4.4 for Flex</a></li> </ul>	 Videos	 Technical Papers




<b>Question:</b>	<i>Are changes made to the theme universal or linked to specific users?</i>		
<b>Answer:</b>	The theme can be specific to a user or universal. You can have a default theme for all users or each individual user can specify their own theme.		
<b>Additional Information:</b>			
 Online Documentation <ul style="list-style-type: none"> <li>• <a href="#">SAS Theme Designer 4.4 for Flex</a></li> </ul>	 Videos	 Technical Papers	




<b>Question:</b>	<i>Is there a specific location to store the customized themes?</i>		
<b>Answer:</b>	When you store the theme, you save it by selecting <b>File</b> → <b>Save as</b> . You then name the theme and it will save it in a repository that can be accessed later.		
<b>Additional Information:</b>	You can export a theme to other locations. After you export the theme, you can store it anywhere you would like. You can put the theme on the desktop, a folder, or any network location that you have access to. You can then import the theme.		
 Online Documentation <ul style="list-style-type: none"> <li>• <a href="#">SAS Theme Designer 4.4 for Flex</a></li> </ul>	 Videos	 Technical Papers	




<b>Question:</b>	<i>Do you have to have a certain level of permissions in Visual Analytics to create themes?</i>		
<b>Answer:</b>	You must be a member of the <b>Theme Designer for Flex: Administration</b> role.		
<b>Additional Information:</b>	You can use the SAS Management Console to add a member to a role.		
 Online Documentation <ul style="list-style-type: none"> <li>• <a href="#">SAS Theme Designer 4.4 for Flex</a></li> </ul>	 Videos	 Technical Papers	




<b>Question:</b>	<i>Where is the theme repository?</i>		
<b>Answer:</b>	Custom themes are stored on the content server.		
<b>Additional Information:</b>			
 Online Documentation <ul style="list-style-type: none"> <li>• <a href="#">SAS Theme Designer 4.4 for Flex</a></li> </ul>	 Videos	 Technical Papers	




<b>Question:</b>	<i>How do you set a theme for all users?</i>		
<b>Answer:</b>	Using the SAS Management Console, you can set different application level settings, including the theme that you want to use for all users.		
<b>Additional Information:</b>			
 Online Documentation	 Videos	 Technical Papers	

<b>Question:</b>	<i>Are there any themes available in the library?</i>		
<b>Answer:</b>	Yes, there are some predefined themes that are available for you to choose from: SAS Blue Steel, SAS Corporate, SAS Dark, SAS High Contrast, and SAS Light. You can click <b>Edit Preferences</b> in SAS Visual Analytics to see the predefined themes available.		
<b>Additional Information:</b>	Base themes are documented in the <a href="#">SAS® Theme Designer 4.2 for Flex: User's Guide</a> .		
 <b>Online Documentation</b> <ul style="list-style-type: none"> <li>• <a href="#">SAS Theme Designer 4.4 for Flex</a></li> <li>• <a href="#">User's Guide: Specifying Your Preferences</a></li> </ul>	 <b>Videos</b> <ul style="list-style-type: none"> <li>• <a href="#">Specify SAS Visual Analytics Preferences</a></li> </ul>	 <b>Technical Papers</b>	

<b>Question:</b>	<i>Can you also change the font type?</i>		
<b>Answer:</b>	Yes, in the Theme Designer under <b>Global Settings</b> , you can use the font drop-down menu to change your font to the one desired.		
<b>Additional Information:</b>			
 <b>Online Documentation</b> <ul style="list-style-type: none"> <li>• <a href="#">SAS Theme Designer 4.4 for Flex</a></li> </ul>	 <b>Videos</b>	 <b>Technical Papers</b>	

<b>Question:</b>	<i>Is it possible to create a theme with differences – for example color – for different modules within SAS Visual Analytics?</i>		
<b>Answer:</b>	At this point, the theme is applied at the user or group level. You would have the same theme for the SAS Visual Analytics Explorer and the SAS Visual Analytics Designer and all applications within SAS Visual Analytics.		
<b>Additional Information:</b>			
 <b>Online Documentation</b> <ul style="list-style-type: none"> <li>• <a href="#">SAS Theme Designer 4.4 for Flex</a></li> <li>• </li> </ul>	 <b>Videos</b>	 <b>Technical Papers</b>	

<b>Question:</b>	<i>Are the themes available from SAS Visual Statistics as well (if that add-in is installed)?</i>		
<b>Answer:</b>	Yes, they are available. SAS Visual Statistics is part of the web applications where the themes are applied. You can set these themes using <b>Edit Preferences</b> on the Home page.		
<b>Additional Information:</b>			
 <b>Online Documentation</b> <ul style="list-style-type: none"> <li>• <a href="#">SAS Theme Designer 4.4 for Flex</a></li> <li>• <a href="#">User's Guide: Specifying Your Preferences</a></li> </ul>	 <b>Videos</b> <ul style="list-style-type: none"> <li>• <a href="#">Specify SAS Visual Analytics Preferences</a></li> </ul>	 <b>Technical Papers</b>	

<b>Question:</b>	<i>Any recommendations for themes when it comes to SAS Mobile BI?</i>		
<b>Answer:</b>	The theme is a self-contained app for either Apple or for your Android. For SAS Mobile BI, the theme doesn't necessarily pertain to the SAS Mobile app.		
<b>Additional Information:</b>	As a suggestion, when you are creating your reports, you can insert your logo image and when that is shown on your tablet, the image will be displayed there as well.		
 <b>Online Documentation</b> <ul style="list-style-type: none"> <li>• <a href="#">SAS Theme Designer 4.4 for Flex</a></li> </ul>	 <b>Videos</b>	 <b>Technical Papers</b>	

---

If you have any questions, please contact:

SAS Education Customer Service

1-800-333-7660

[training@sas.com](mailto:training@sas.com)