

Go-To List of SAS Support Resources

Shannon J. Moore
Sr. Systems Engineer



Support Resources for SAS Users and SAS Administrators

- [SAS Web Site](#) (exploring the SAS landing page)
- [SAS Support](#) (the "fish pool" of information)
- [SAS Training](#) (Ask the Expert, classes, webinars and free tutorials)
- [SAS Products](#) (documentation, examples, good to knows)
- [SAS Papers](#) (written by SAS employees and customers)
- [SAS Blogs](#) (How Tos and Best Practices)
- [SAS Communities](#) (connecting with customers and SAS employees)
- [SAS Proceedings](#) (everything from 1976 to today)
- [YouTube Videos](#) (wealth of videos on SAS products)
- [Social Media](#) ([LinkedIn](#), [Twitter](#), [Facebook](#))

SAS Homepage

https://www.sas.com/en_us/home.html

SAS Main Landing Page

From here, you can get to documentation, product information, connect information – simply everything you need and more.

The screenshot displays the SAS homepage. At the top, there is a dark blue navigation bar with the SAS logo on the left and user, language, and search icons on the right. Below the navigation bar is a blue banner with the text "Analytics Software & Solutions" and a "Try SAS For Free" button. The main content area features a large image of two women looking at a screen, with the "sas viya" logo overlaid. Below the image is the tagline "Reality-tested AI. Resilience amid uncertainty. Trusted outcomes. Empowerment for everyone." and a button that says "Learn about our latest Viya release". Below this is a section titled "SAS News & Announcements" with three columns of news items. The first column is purple and mentions SAS being named a leader in all four reports by top analyst firms. The second column is dark blue and mentions the partnership between SAS and Microsoft. The third column is green and mentions the SAS Executive Conference featuring author Doris Kearns Goodwin. The SAS logo is visible in the bottom right corner.

Analytics Software & Solutions

Try SAS For Free

sas viya

Reality-tested AI. Resilience amid uncertainty. Trusted outcomes.
Empowerment for everyone.

Learn about our latest Viya release

SAS News & Announcements

SAS is the only vendor named a leader in all four reports by top analyst firms.

Read reports >

Welcome to the empowered cloud. SAS & Microsoft are joining forces.

Partnership News >

SAS Executive Conference: Presidential historian and Pulitzer prize-winning author Doris Kearns Goodwin discusses leadership in turbulent times.

sas

SAS Support

<https://support.sas.com/en/support-home.html>

The screenshot shows the SAS Support website interface. At the top, there is a navigation bar with the SAS logo, the word "SUPPORT", and icons for user profile, globe, chat, and search. Below the navigation bar, the page title "Customer Support" is displayed, followed by links for "Knowledge Base", "Documentation", "Products", and "Select Your View".

The main content area features a large banner for "Introducing SAS Viya 2020.1". The banner includes a cloud icon with a 'V' inside, the text "Introducing SAS Viya 2020.1", and a paragraph: "This new release combines our AI and analytics platform with the flexibility and scale of the cloud. Because the support policy is different from other releases, please visit the [SAS Technical Support Services and Policies](#) page for details." At the bottom of the banner is a button that says "Get details on the latest SAS Viya release".

On the right side of the page, there are two white boxes. The top box contains the text "Sign in to your SAS Profile to get personalized information, technical support, hot fixes and more." and a "Sign in" button. Below this is the text "New to SAS? Create a profile." The bottom box contains the text "Search SAS Support" and a search input field with a "Search" button.

SAS Training

https://www.sas.com/en_us/learn.html

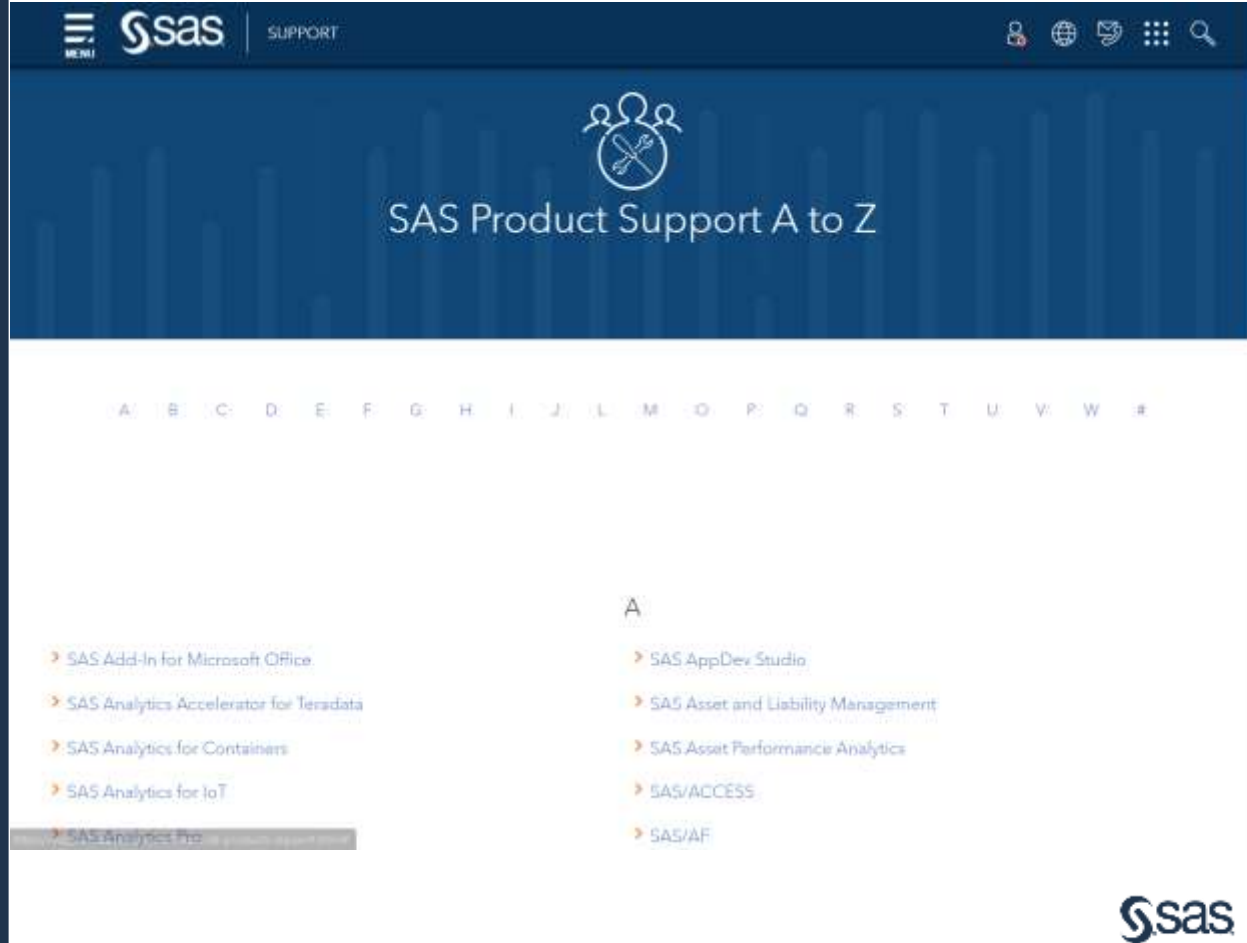


The screenshot shows the SAS Training website homepage. At the top, there is a dark blue navigation bar with the SAS logo on the left and utility icons (notifications, language, help, grid, search) on the right. Below the navigation bar is a secondary menu with links for Training, Overview, Courses, Programs, Offers, Corporate Training, and My Training. The main content area features a large hero image of a diverse group of people in a meeting. Overlaid on this image is the text "SAS Training" and the tagline "Gain the skills employers want. Transform your workforce. Achieve results." Below the hero image is a pink banner with the text "Learn from home – for free." and a small icon. Underneath the banner are three white icons with labels: "Get Started" (a person with a lightbulb), "Continue Learning" (a network diagram), and "Train Your Team" (a group of people). At the bottom of the hero section is a search bar with the placeholder text "Search courses" and an orange "Go" button.

Taking courses from SAS helps you succeed in a tech-based world.

SAS Products

<http://support.sas.com/software/index.html>



The screenshot shows the SAS Product Support A to Z page. The header includes the SAS logo, the word "SUPPORT", and navigation icons for user profile, globe, mail, grid, and search. The main heading is "SAS Product Support A to Z" with a support icon. Below the heading is a navigation bar with letters A through Z and a hash symbol. The "A" section is expanded, showing a list of products:

- > SAS Add-In for Microsoft Office
- > SAS Analytics Accelerator for Teradata
- > SAS Analytics for Containers
- > SAS Analytics for IoT
- > SAS Analytics Pro
- > SAS AppDev Studio
- > SAS Asset and Liability Management
- > SAS Asset Performance Analytics
- > SAS/ACCESS
- > SAS/AF

The SAS logo is visible in the bottom right corner of the page.

SAS Papers

<http://support.sas.com/resources/papers/index.html>

SAS Technical Papers



SUPPORT



SAS Technical Papers

Get details for completing tasks or achieving goals with technical papers from SAS, and learn how to harness all the features our software products offer.

Locate Papers by Topic...

- › Analytic Procedures and Processes
- › Base SAS Language, PROCs, ODS, and Macros
- › Data Management
- › Data Mining and Text Mining
- › Database products and SAS/ACCESS Software
- › Graphics - SAS/GRAPH Software and SAS ODS Graphics
- › Hadoop and SAS
- › Financial Services
- › Installation and Enterprise Administration
- › SAS Analytics for IoT
- › SAS/AF Software and SAS/FTP Software
- › SAS/ETS Software
- › SAS Enterprise Guide
- › SAS/IML Software
- › SAS Integration Technologies
- › SAS/InfinNet Software
- › SAS Management Console
- › SAS Middle-Tier Technologies

SAS Blogs

<https://blogs.sas.com/content/>

blogs.sas.com

Search

Blogs

All Topics - All Industries - Blog Directory - Subscribe

Featured Posts

Data for Good | Students & Educators

December 2, 2020

Can computer science be a catalyst for social justice?

Jon Sabouni

Advanced Analytics

November 30, 2020

The art and science of finding answers in connected data

Brandon Reese

Analytics | Data for Good

November 23, 2020

3 ways data can help homeless youth

Josh Morgan

Analytics | Data for Good | Machine Learning

November 20, 2020

It's personal: SAS data scientists explore racial disparities in NYC housing data

Alessi Odier

SAS Support Communities

<https://communities.sas.com/>

The screenshot shows the SAS Support Communities website. At the top, there is a navigation bar with the SAS logo and the word "COMMUNITIES". Below this is a secondary navigation bar with dropdown menus for "Community", "Learn", "Programming", "Analytics", "Administration", "Solutions", and "Regional". A "Sign In" button is located in the top right corner. The main content area features a large banner for the "SAS Support Community" with the text: "Stuck on a problem? Ask the community for help. While you're here, get a SAS tip and share what you know. This community of SAS experts is here to help you to succeed!". To the right of this banner is a "Sign In With Your SAS Profile" button and a link to "Create a SAS Profile and Join the Community". Below the banner is a search bar with the text "Find your SAS answers" and a dropdown menu set to "All community". To the right of the search bar is a "Sign In To Ask A Question" button. The main content area is divided into three columns. The first column is titled "Recent Solutions" and lists several questions and their answers, such as "Sybase IQ | Error data time failed" and "Options in proc summary". The second column is titled "SAS Global Forum 2021: Call for Content" and lists several announcements, such as "The Student Symposium is back - SAS Global Forum 2021" and "Call for content is open - SAS Global Forum 2021". The third column is titled "Using SAS with Microsoft Azure" and lists several articles, such as "SAS Viya/CAS accessing Azure HDInsight" and "SAS Bowl IV, The SUGA Bowl".

SAS Support Community
Stuck on a problem? Ask the community for help. While you're here, get a SAS tip and share what you know. This community of SAS experts is here to help you to succeed!

[Sign In With Your SAS Profile](#)
Create a SAS Profile and Join the Community

Find your SAS answers All community

[Sign In To Ask A Question](#)

SAS Global Forum 2021: Call for Content

Have an idea? Write your proposal and record a brief video to share your excitement!

Recent Solutions

Asked by members. Solved by members

- [Sybase IQ | Error data time failed](#)
Answered in SAS Programming
- [Options in proc summary](#)
Answered in SAS Programming
- [Pull unique value from a dataset](#)
Answered in SAS/STAT, Software and Tools
- [Extract word after](#)
Answered in SAS Programming
- [Complicated matching problem](#)
Answered in SAS Programming

SAS Global Forum 2021: Call for Content

What's the latest about SAS Global Forum 2021? Join the discussion in the group hub.

- [The Student Symposium is back - SAS Global Forum 2021](#)
- [Call for content is open - SAS Global Forum 2021](#)
- [Call for content: two example videos](#)
- [How to join the SAS Global Forum group](#)

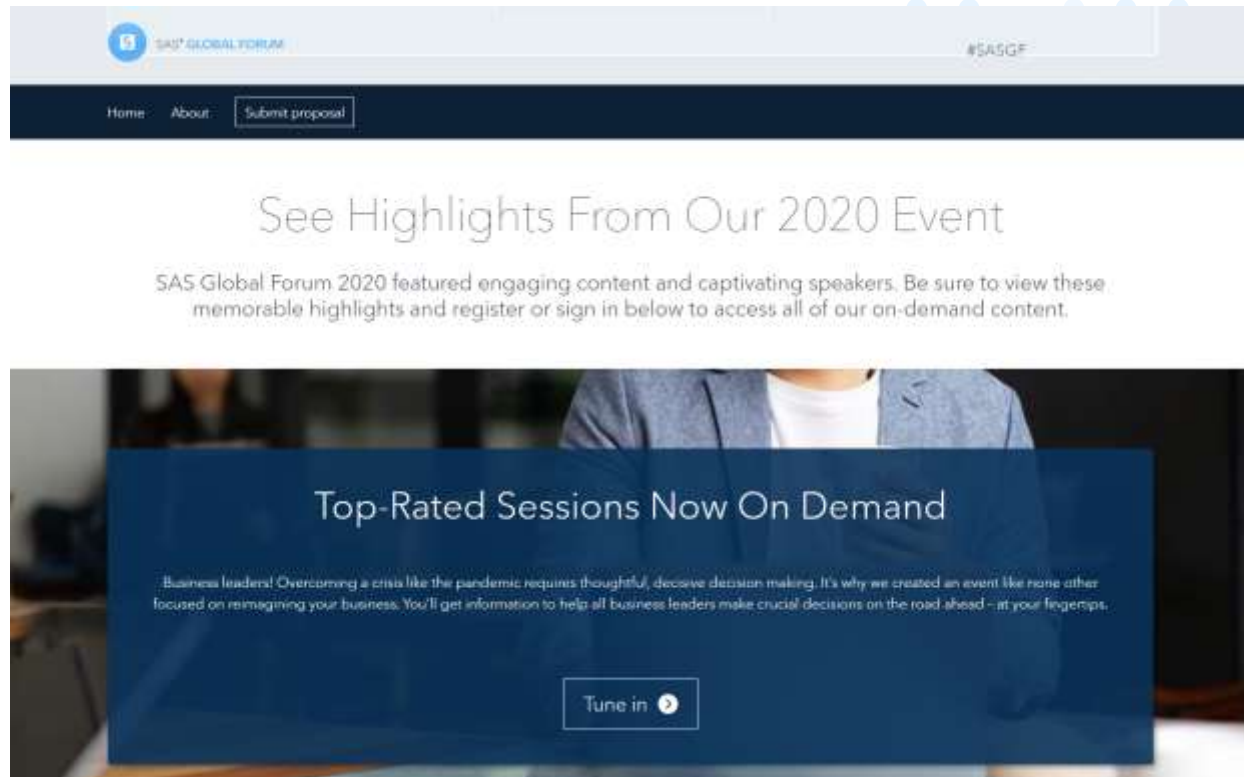
Using SAS with Microsoft Azure

Label how to fit SAS Viya and the Microsoft cloud. Learn more about the deeppoweredcloud.

- [SAS Viya/CAS accessing Azure HDInsight](#)
- [SAS Bowl IV, The SUGA Bowl](#)
- [SAS Event Stream Processing 7.1 Kubernetes Operator Framework](#)
- [Connecting from SAS9.4 to Azure Quickstart - part 3 - connect to CAS ...](#)
- [Azure Storage for SAS Architects: Do You Want to Share?](#)

SAS Proceedings

<http://support.sas.com/events/sasglobalforum/previous/online.html>



The screenshot shows the top portion of the SAS Global Forum 2020 website. At the top, there is a navigation bar with the SAS logo and 'SAS GLOBAL FORUM' on the left, and the hashtag '#SASGF' on the right. Below this is a dark blue navigation bar with links for 'Home', 'About', and a 'Submit proposal' button. The main content area features a large heading 'See Highlights From Our 2020 Event' and a sub-heading 'SAS Global Forum 2020 featured engaging content and captivating speakers. Be sure to view these memorable highlights and register or sign in below to access all of our on-demand content.' Below this text is a large image of a person in a blue blazer, with a dark blue overlay containing the text 'Top-Rated Sessions Now On Demand' and a 'Tune in' button with a play icon. A small paragraph of text is also visible in the overlay: 'Business leaders! Overcoming a crisis like the pandemic requires thoughtful, decisive decision making. It's why we created an event like none other focused on reimagining your business. You'll get information to help all business leaders make crucial decisions on the road ahead - at your fingertips.'

YouTube

<https://www.youtube.com/user/SASsoftware>



The screenshot shows the SAS Software YouTube channel page. At the top, there is a banner for SAS and Microsoft with the text "WELCOME TO THE EMPOWERED CLOUD". Below the banner, the channel name "SAS Software" is displayed with 51.3K subscribers and a "SUBSCRIBE" button. The navigation menu includes HOME, VIDEOS, PLAYLISTS, COMMUNITY, CHANNELS, and ABOUT. The main content area features a video titled "SAS and Microsoft: Reimagine Analytics in the Cloud" with 1,374,800 views. Below the video, there is a section for "SAS Customer Success Stories" with a "PLAY ALL" button. A row of video thumbnails is shown at the bottom, including "Orlando Magic | Improving On-court Performance With...", "Prime Therapeutics | Relies on SAS FHIR Framework to...", "Oklahoma State University (OSU) - Analytics Drive Data...", "Copenhagen Regional Psychiatric Centers | COVID...", and "Milanek Bank | A Talent Development Success Story...".



Popular YouTube Playlist

[SAS Tutorials](#)

[SAS Programming Tutorials](#)

[SAS Analytics Tutorials](#)

[Data Mining & Text Analytics](#)

[Statistics & Operations Research](#)

[SAS Technical Insights & Expertise Series](#)



SAS on Social Media

[Facebook](#)

Twitter

[@SASsoftware](#)

[@SAS_Cares](#)

[LinkedIn](#)

[Instagram](#)

Additional Resources ..

Users Groups

Find local and regional users groups

[SAS.com/usersgroups](https://sas.com/usersgroups)



The screenshot shows the SAS Users Groups website landing page. The header features the SAS logo and navigation links for 'Overview' and 'Registration'. The main heading reads 'USERS GROUPS UNDERSTAND'. Below this, there is a section titled 'Why Join a SAS® Users Group?' with a list of benefits. To the right, an 'AT A GLANCE' section provides key statistics: 37+ users groups, 2,300+ total attendees, and 30+ total events. The background of the page shows a group of people in a professional setting.

USERS GROUPS
UNDERSTAND

Why Join a SAS® Users Group?

- Network with SAS users in your area to make both professional and personal connections.
- Sharpen your skills, learn more about SAS technology and boost your résumé.
- Get answers to your SAS-related questions.
- Be among the first to know about the latest SAS offerings.
- Show your employer that you're proactive in the analytics community.

AT A GLANCE

- 37+ users groups
- 2,300+ total attendees
- 30+ total events

Lex Jansen

<https://lexjansen.com>

SAS Proceedings

This searches **29297** SAS papers from SAS Global Forum, SUGI, PharmaSUG, NESUG, SESUG, PhUSE, WUSS, MWSUG, PNWSUG and SCSUG. 

Google Custom Search

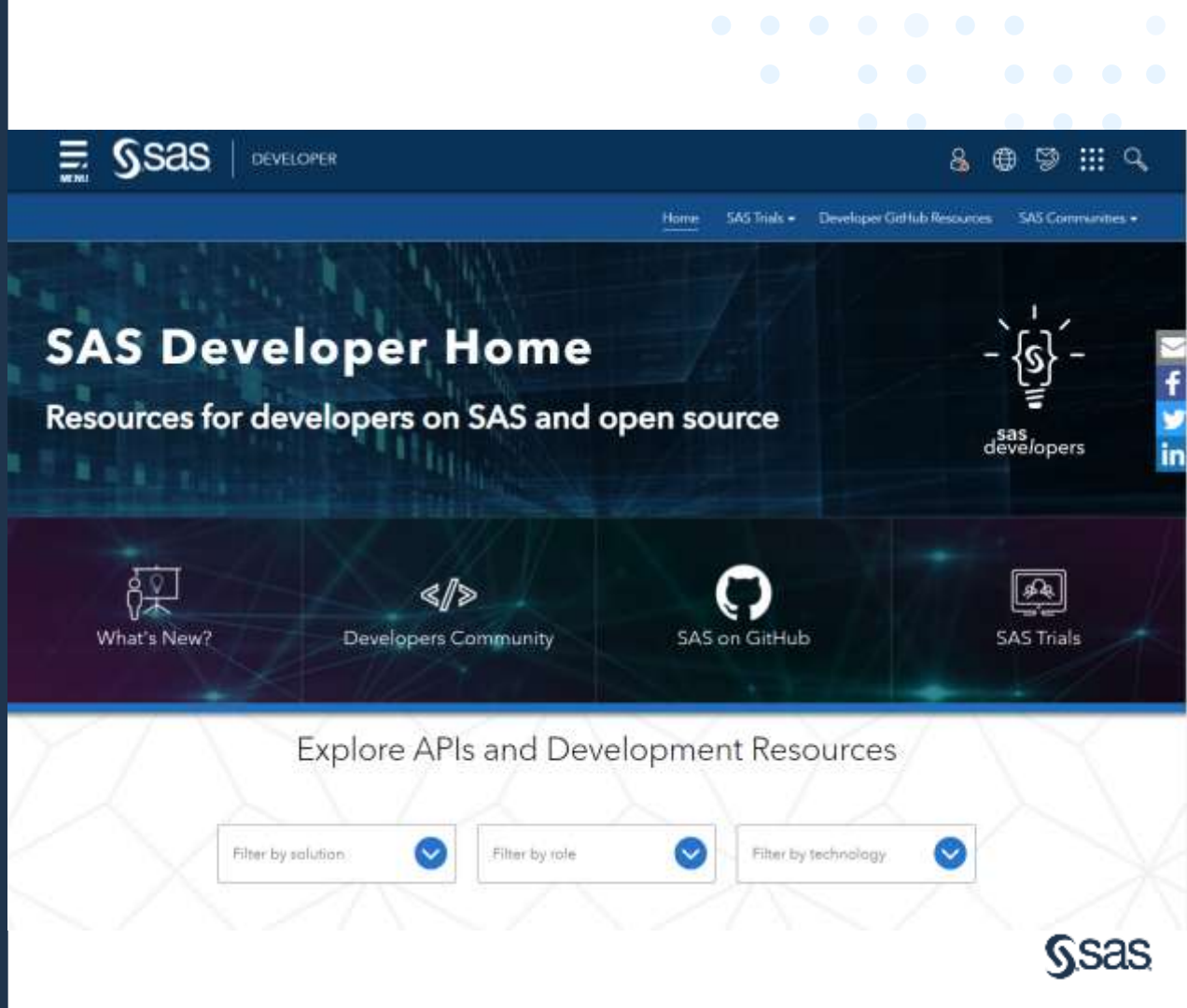


Alternatively, perform a [search](#) for SAS papers based on title, author or keywords.

[Lex Jansen](#) is a [SAS](#) employee. The views expressed on this website do not represent the views of [SAS](#). [Contact me](#).

SAS® for Developers

<https://developer.sas.com/home.html>



github.com

SAS Examples
Shared

<https://github.com/sassoftware>



SAS Software

Open Source from SAS Software

Cary, North Carolina, USA <https://www.sas.com/> github@sas.com Verified

Repositories 186 Packages People 36 Projects

Grow your team on GitHub

GitHub is home to over 50 million developers working together. Join them to grow your own development teams, manage permissions, and collaborate on projects.

[Sign up](#)

Pinned repositories

<p> covid-19-sas</p> <p>Collaboration space for SAS and others to understand, model, and mitigate COVID-19 through analytics</p> <p> Jupyter Notebook 56 35</p>	<p> python-dlpy</p> <p>The SAS Deep Learning Python (DLPy) package provides the high-level Python APIs to deep learning methods in SAS Visual Data Mining and Machine Learning. It allows users to build deep learning model...</p> <p> Python 173 105</p>	<p> sas-container-recipes</p> <p>A collection of recipes and other resources for building containers that include SAS Viya software.</p> <p> Shell 67 37</p>
<p> saspy</p> <p>A Python interface module to the SAS System. It works with Linux, Windows, and mainframe SAS. It supports the sas_kernel project (a Jupyter Notebook kernel for SAS) or can be used on its own.</p> <p> Python 236 117</p>	<p> sas-prog-for-r-users</p> <p>Teaching and lab materials for the "SAS Programming for R Users" course, including course notes, data, and code.</p> <p> SAS 119 63</p>	<p> python-swat</p> <p>The SAS Scripting Wrapper for Analytics Transfer (SWAT) package is the Python client to SAS Cloud Analytic Services (CAS). It allows users to execute CAS actions and process the results all from Py...</p> <p> Python 105 46</p>



Visual Analytics Interactive Demos

https://www.sas.com/en_us/software/visual-analytics/demo.html



SAS

SAS Visual Analytics

Overview Features Learn & Support **Interactive Demos** Free Trial

SAS Visual Analytics Interactive Demos

Explore industry and business issues through interactive visualization and easy-to-use analytics.


FEATURED DEMO

Coronavirus Tracking

Stay current on critical statistics – including daily number of confirmed cases, recovery rates, patient deaths and more – related to the 2019 novel coronavirus (COVID-19) outbreak.

View the interactive demo

Questions ?



**Thank you for your time today
and especially for using SAS!**

Stay safe!

sas.com

